

Fractions Screen


This screen contains eight levels of matching fractions using the improper fraction representations for fractions greater than 1.

Levels 1-2 only use fractions that are less than 1

SEE your best score (represented by stars) for any levels


Fractions: Choose your level!

Level 1




☆☆☆

Level 2




☆☆☆

Level 3




☆☆☆

Level 4




☆☆☆

Level 5




☆☆☆

Level 6




☆☆☆

Level 7






☆☆☆




Level 8




☆☆☆

Fraction Matcher

PhET 



Levels 3-6 use fractions less than 2

Levels 7-8 only use fractions greater than 1 and less than 2

KEEP track of all correctly matched fractions


RETURN to the level selection screen

My Matches

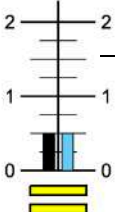



Level 2 Score: 3

$\frac{2}{4}$




2




0


$\frac{1}{3}$





+1





OK














GET feedback about the values of your fractions in a number line representation

DRAG different representations of the fractions up to the scales and check if they are equivalent


Mixed Numbers Screen

This screen contains eight levels of matching fractions using the mixed number representation for fractions greater than 1.


Levels 1-2 use mixed number fractions that are less than 2, and the numerator of the fraction will always be equal to 1.

Mixed Numbers: Choose your level!

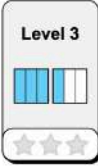
Level 1




Level 2




Level 3




Level 4




Level 5




Level 6



Level 7



Level 8



Levels 3-6 use fractions less than 2.

Levels 7-8 only use fractions greater than 1 and less than 2.

Fraction Matcher

Fractions Mixed Numbers

PhET

Insights into Student Use

- Students can work at any level on any screen, but it can be helpful to differentiate instruction by assigning certain levels.
- The timer is *off* by default but can be turned on for students to measure their speed on a given level.
- The sound is *on* by default but if you are working with multiple computers in one room you may want to ask students to turn it off.



Suggestions for Use

Group Work

- If two fractions are equivalent, what does the number line representation look like?
- If two fractions are *not* equivalent, what does the number line representation look like?
- What strategies help you match two fractions? How can you use these strategies to determine if $5/8$ and $10/13$ are equivalent?

See all published activities for Fraction Matcher [here](#).

For more tips on using PhET sims with your students, see [Tips for Using PhET](#).