



Solomon Islands Government

Pre-primary Year



Teacher Resource Book 2

Copy or Trace

Ministry of Education and
Human Resource Development



Published in 2018 by the Curriculum Development Division
Ministry of Education and Human Resource Development (MEHRD)
P.O Box G28
Honiara
Solomon Islands
Phone: (677) 28804
Fax: (677) 22042
www.mehrd.gov.sb

Copyright ©
2018, MEHRD, Honiara, Solomon Islands.

All rights reserved. Any parts of the book may be copied, reproduced or adapted to meet local needs, without permission from the authors, provided the parts reproduced are distributed free for educational purposes only. Written permission should be obtained from MEHRD, if the book is reproduced to make profit.

Acknowledgements

Text

All text in this resource is copyright © Ministry of Education and Human Resource Development 2018, except for the texts and extracts listed below:

- Scripture quotations are from The ESV® Bible (The Holy Bible, English Standard Version®), copyright © 2001 by Crossway, a publishing ministry of Good News Publishers. Used by permission. All rights reserved.

Photographs and diagrams

Photographs and diagrams in this resource are copyright © Ministry of Education and Human Resource Development, except for those listed below:

The following photographs and diagrams are reproduced with permission and are Copyright © 2018 Martin Creative Corel Corporation and its licensors. All rights reserved.

pp. 35, 36, 37, 44, 45, 82, 142, 164, 182, 183

The following photographs and diagrams are reproduced under Creative Commons licences:

CC0 1.0 Universal Public Domain Dedication:
pp. 29, 30, 51, 57, 58, 73, 75, 76, 81

pp.78, Seth Glickman (https://upload.wikimedia.org/wikipedia/commons/a/aa/Giant_sequoia_california_tunnel.jpg), "Giant Sequoia California Tunnel", Creative Commons Attribution 2.0 Generic.

pp.80, James St John (<https://www.flickr.com/photos/jsjgeology/23873929839/>), "Tridacna gigas (Giant Clam)", Creative Commons Attribution 2.0 Generic.

All attempts have been made to trace the owners of copyright included in this resource, however in some cases this has not been possible. The publisher is interested in hearing from anyone who feels that their intellectual property has been used and not attributed to them.

All rights reserved. Enquiries should be made to the Director - Teaching and Learning on the above address.

ISBN 978-982-371-182-9

TABLE OF CONTENTS

INTRODUCTION	1
SECTION 1	2
VALUES CHARACTERS	2
THERESA	2
THERESA JOINS TOGETHER	3
PETER	4
PETER BRINGS PEACE	5
HENRY	6
HENRY IS HELPFUL	7
PAUL	8
PAUL IS POLITE	9
KIM	10
KIM IS KIND	11
DAVID	12
DAVID HAS DREAMS	13
FRANCIS	14
FRANCIS IS FAIR	15
OLIVIA	16
OLIVIA OBEYS	17
THELMA	18
THELMA SAYS THANK YOU	19
TOMMY	20
TOMMY TELLS THE TRUTH	21
ROSE	22
ROSE SHOWS RESPECT	23
PATRICIA	24
PATRICIA PRAYS	25
SECTION 2	26
CHRISTIAN EDUCATION	26
EASTER	26
ALABASTER JAR	29

STORM ON GALILEE	30
OLIVIA OBEYS	31
TOMMY TELLS THE TRUTH	32
MUSTARD SEED	33
READING MATTHEW 13: 31-32	34
SECTION 3.....	35
CLASSROOM CHARTS	35
SOLOMON ISLANDS FLAG	35
NATIONAL ANTHEM WORDS.....	36
THE LORD’S PRAYER	37
CLASS RULES	38
LISTENING CHART	39
PENCIL GRIP CHART	40
BASIC NEEDS.....	41
WEATHER CHART.....	42
PARTS OF THE BODY CHART.....	43
NOISY ACTIONS SYMBOLS CHART.....	44
OPEN SHUT THEM.....	44
SECTION 4.....	45
STIMULUS PICTURES	45
ON THE PLAY GROUND	45
ANGRY GIRL	46
CHILDREN TOGETHER	47
FUNS AND GAMES	48
BABY IN A COT	49
QUIET BOY.....	50
YELLOW BALLS.....	51
DIGGING TOGETHER.....	52
IN CHURCH.....	53
AT THE CLINIC.....	54
CLINIC WHEEL CHAIR	55
CELEBRATION.....	56

SECTION 5	57
ANIMAL PICTURES	57
IMPALA	57
LION	58
STARFISH	59
FROG	60
GRASSHOPPER	61
CRICKET	62
CORALS	63
BEETLE	64
SPIDER	65
SNAIL	66
SECTION 6	67
SCIENCE AND SOCIAL STUDIES	67
PEOPLE IN THE COMMUNITY	67
WORKING IN THE GARDEN	68
MILESTONES IN GROWING	69
WOMAN WITH BASKET	70
MAN WITH VEGETABLES	71
COMMUNICATING	72
FOOD	73
PLANTS	75
PARTS OF A PLANT	76
DELPHINIUM FLOWER	77
GIANT TREE CALIFORNIA U.S.A.	78
RAINING IN MALAITA	79
CLAM SHELL – CLOSED AND OPEN WITH PEARL	80
OYSTER SHELL WITH PEARL	81
FINGER NAILS TOE NAILS	82
BODIES THAT GROW	83
CHILD IN TROUBLE	84
EMBROIDERY	85

SAD WOMAN.....	86
SMALL PLANE	87
FISHING.....	88
BROKEN BRIDGE.....	89
CHILDREN SLIDE.....	90
FIRE EXTINGUISHERS	91
MEN DANCING	92
BOAT ON THE RIVER	93
PASSING DOWN THE TIN	94
SHIP	95
WOMAN WEAVING.....	96
BOTTLE GAME	97
SECTION 7.....	98
SEQUENCE PICTURES	98
SEQUENCE TWO PICTURES - TWO CHILDREN AND A CANOE	98
SEQUENCE TWO PICTURES – A DRINK OF WATER.....	100
SEQUENCE THREE PICTURES – THE WATER TRUCK	102
SEQUENCE THREE PICTURES – UNLOADING THE TRUCK.....	105
SEQUENCE THREE PICTURES – BUILDING THE CLOTHESLINE	108
SEQUENCE THREE PICTURES – BUILDING THE SHELVES	111
SECTION 8.....	114
MATHEMATICS	114
NUMBERS	114
COUNTING GROUPS.....	118
COMPARE COUNTING GROUPS.....	119
WAYS TO GROUP FIVE	120
GROUPING NUMBERS INTO SETS OF 10	121
NUMBER LINE 0 TO 30	122

UNDERSTANDING HOW TO TEACH THE NUMBER LINE	122
WAYS OF COUNTING	125
NUMBER MAT	126
PLAY MONEY	127
TEN FRAMES.....	128
GROUPING AND COUNTING.....	129
SHAPES – COMPARING SIZES.....	130
COUNTING BLOCKS.....	134
PATTERNS - EXTEND PATTERNS IN MATHS	136
SECTION 9.....	138
LANGUAGE AND LITERACY	138
READING AND WRITING: PRE-READING ACTIVITIES	138
PRONUNCIATION	142
ALL ABOUT ME	145
PRE- WRITING ACTIVITIES.....	146
TRACE WRITING - trace all the letters then circle the odd letter.....	179

INTRODUCTION

This Pre-primary Year Resource Book 2 outlines resources to use with the PPY daily lessons. It begins with a collection of twenty four pictures showing the twelve values characters. These were created to support the twelve values that underpin the whole curriculum and the themes of each week's lessons. A small collection of short readings follow that supplement Christian education and values themes.

A set of ten pages to be copied or adapted into charts are provided for hanging in the classroom. Sixty stimulus pictures are for teachers to show and discuss with learners. Many of these are written into Talk Time lessons to promote discussion or conversation. Six sets of sequence pictures are in sets of two and three pictures, providing teachers with a resource that requires learners to think and talk about the order and timing that things happen in.

Twenty one pages of mathematics resources provide teachers with mathematics teaching support. The Resource Book 2 is completed with thirty six pages of language and literacy resources that assist with pre-reading and pre-writing development for learners.

Many photo pictures were taken by the authors. Others were taken from UNICEF publications. Values characters were carefully created and contextualized for Solomon Islands by the authors and an artist. Mathematics pictures were adapted from UNICEF and other sources. Charts were created or adapted from the author's own resources, from direct classroom teaching experience, or garnered from open source images on the internet.

SECTION 1

VALUES CHARACTERS

THERESA



THERESA JOINS TOGETHER



PETER



PETER BRINGS PEACE



HENRY



HENRY IS HELPFUL



PAUL



PAUL IS POLITE



KIM



KIM IS KIND



DAVID



DAVID HAS DREAMS



FRANCIS



FRANCIS IS FAIR



OLIVIA



OLIVIA OBEYS



THELMA



THELMA SAYS THANK YOU



TOMMY



TOMMY TELLS THE TRUTH



ROSE



ROSE SHOWS RESPECT



PATRICIA



PATRICIA PRAYS



SECTION 2

CHRISTIAN EDUCATION

EASTER



Matthew 28

The Resurrection



1.

Mary went to
the tomb.

Mary was sad
because Jesus
died.



2.



3.


Mary rejoiced.



4.

The angel said,
"He has risen!"

ALABASTER JAR



STORM ON GALILEE

OLIVIA OBEYS

Olivia started to go outside too. She knew she should obey the teacher. She did not want any other bad things to happen. This time, Olivia did not wait. She walked straight outside and joined onto the end of the line with all the other children.

TOMMY TELLS THE TRUTH

Tommy took a twenty dollar out of his pocket and handed it to the chief.

“The bad boys gave me this. They said to tell a lie if anyone asked me a question. I do not want this twenty dollar. I want to tell the truth.”

MUSTARD SEED



READING MATTHEW 13: 31-32

He put another parable before them, saying, “The kingdom of heaven is like a grain of mustard seed that a man took and sowed in his field. It is the smallest of all seeds, but when it has grown it is larger than all the garden plants and becomes a tree, so that the birds of the air come and make nests in its branches.”

SECTION 3

CLASSROOM CHARTS

SOLOMON ISLANDS FLAG



NATIONAL ANTHEM WORDS

The National Anthem of Solomon Islands “God Save Our Solomon Islands”

**God save our Solomon Islands
From Shore to shore
Bless all her people and her Lands
With your protecting hands
Joy , Peace, Progress, and Prosperity;
That men should brothers be,
Make nations see.**

**Our Solomon Islands, Our Solomon Islands,
Our Nation, Solomon Islands
Stands for evermore.**

THE LORD'S PRAYER

**Our Father who art in Heaven
Hallowed be thy Name
Thy Kingdom come.**

**Thy will be done,
On earth as it is in Heaven.
Give us this day our daily bread.
And forgive us our trespasses,
As we forgive those who trespass against us.
And lead us not into temptation,
But deliver us from evil.
For thine is the Kingdom,
and the Power and the Glory,
for ever and ever.**


Amen




CLASS RULES




Looking Eyes




Listening Ears



Quiet Mouth



Helping Hands



Walking Feet

LISTENING CHART

Whole Body Listening

What Does it Look Like?



PENCIL GRIP CHART

Pencil Grip

Remember


Make an OK sign with your fingers.

Place the pencil between your thumb and pointer finger.

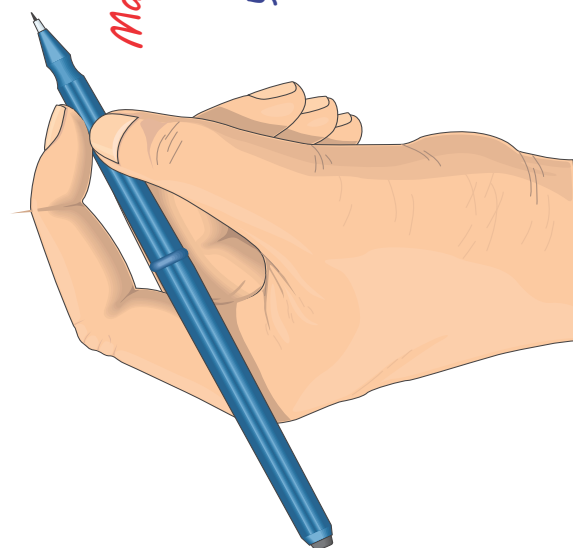
Tuck your other three fingers in towards your palm.

Rest your pencil on the end of your middle finger.

Make sure that the end of your pencil is pointing backwards and is 'resting on it's pillow'.



Right Hand




Left Hand

BASIC NEEDS

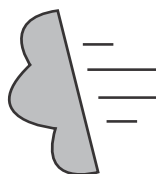
basic needs

at home	away from home

WEATHER CHART



Name _____







WEEKLY WEATHER GRAPH

Monday	Tuesday	Wednesday	Thursday	Friday
Today's Weather is:	Today's Weather is:	Today's Weather is:	Today's Weather is:	Today's Weather is:
Tomorrow's Weather will be:	Tomorrow's Weather will be:	Tomorrow's Weather will be:	Tomorrow's Weather will be:	Tomorrow's Weather will be:



PARTS OF THE BODY CHART



NOISY ACTIONS SYMBOLS CHART

We can use symbols to represent ideas. In this activity you will make symbols to tell about noisy actions.

Ask children to help you to decide on a small symbol that means they should clap... e.g. * or #
Complete the chart together. When you point to the symbol, learners should do the noisy action.
Draw the symbols on flash cards to use without the chart.

noisy action	symbol
clap	
snap	
pat	
stamp	

OPEN SHUT THEM

Open Shut Them

Open shut them, open shut them,
Give a little clap,
Open shut them, open shut them,
Put them in your lap

Open shut them, open shut them,
Give a little wink,
Open shut them, open shut them,
Blink, blink, blink, blink, blink

Instructions: Use the action pictures for this rhyme or song. Copy them on to flash cards or chart paper. Use them as symbols for the actions.

