

SECTION 6

EXTRA STORIES

WHERE ARE MY FRIENDS?

I was sitting in front of my house all by myself shooting rubbers.

I wondered where the other children in the village were.

I got tired of playing alone so I went to look for the other children.

I walked and walked until I reached a pawpaw tree. I asked the pawpaw tree, "Tree, have you seen my friends?"

The pawpaw tree shook her leaves and said, "No, but listen."

"Listen to what?" I said to myself. I kept walking until I saw a big rock.

I asked the rock, "Rock, have you seen my friends?"

The rock yawned a big yawn and said, "No, but listen."

I walked away again wondering why the pawpaw tree and the rock had told me to listen.

Just then, I saw a mother hen and her chicks. I said, "Mother hen, have you seen my friends anywhere?"

The mother hen moved her chicks under her wings and said, "No, but listen."

I was tired of walking so I sat down on a log to rest and think about listening.

After a few minutes I could hear some sounds. I listened, and then I listened some more. Do you know what I heard?

I heard children laughing and water being splashed. Slowly I got up and followed the sound of the laughing until I found it.

The sound was coming from the other side of the village. My friends were there, swimming in the river and having fun. Now I understood what the pawpaw tree, and the rock and the mother hen were trying to tell me when they said, "Listen!"

I joined my friends swimming in the river, but this time I also listened to the sounds around me.



LAZY SOUNDS

One Saturday afternoon, all of the alphabet sounds were sitting in the shade having a rest. It had been a very busy week. The children had done lots of reading and writing and the sounds had worked very hard.

"Oh dear," sighed the /l/ sound. "I am so very tired." The /u/ sound answered, "I am so very, very tired. I do much more work than you! I am in words like up and uniform and put." "I am in lots of words too," said the /l/ sound. "I am in like and love and lemon. Then I have to work extra hard in words like lolly and belly."

"How can that be hard?" asked the /u/ sound. "There are two of you in lolly and belly." "There might be two of us but there is still only one sound," replied the /l/ sound. "He's right! The same thing happens to me," said the /s/ sound. "I am in words like salt and slipper by myself. Then in words like grass and mess there are two of us but still only one sound."

"Those extra sounds seem to be lazy," added the /c/ sound. "Where are they?" The /y/ sound spotted them quickly. "There they are over in the corner. I think they are sleeping."

All of the other sounds tiptoed over very quietly. They stood in a circle around the lazy sounds and looked at them. There was a lazy /l/ and a lazy /s/ and a lazy /e/. Then they saw a /k/ being lazy too.

"What is /k/ doing there? Is he lazy too?" asked the /u/. The /c/ sound answered him. "Sometimes the /k/ sound works with me in words like truck and stick. We don't look the same but sometimes we sound the same."

"Let me understand this," said the /y/ sound. "The /k/ sound makes the same noise that you do but when he works with you he says nothing?"

"That's right," said the /c/ sound. "Those lazy sounds are all the same. They stand there like a second sound but they make the first one do all the work."

Then the /k/ sound opened its eyes and said, "I am listening to your complaining. We are not lazy. We are silent support sounds. Sometimes we just support, but a lot of the time we work to make the vowels change their sound. When they see us there they know what to do. Sometimes you vowel sounds are a silent support too. Isn't that true /e/ sound?" "Yes that's true," said the /e/ sound. "Oh, sorry," said all the others, "we didn't know. Come on we'll make you a cup of tea."

LOVELYN'S TEETH

One day, Lovelyn and her cousins were talking to each other. Suddenly Lovelyn asked, "Do you think our grandfather ever had all of his teeth?"

None of them knew the answer. They decided to go to their grandfather and ask him.

"Grandfather, did ever have all of your teeth?" they asked.

Their grandfather laughed and said, "A long time ago I used to have strong, white teeth just like yours."

"What happened to your teeth?" they all asked.

Grandfather explained that some of his teeth had been knocked out in a fight. Other teeth became rotten and fell out.

Lovelyn and the children asked if he had tooth aches too.

"Oh, yes," said Grandfather. "They hurt for a long time before they fell out."

The children were all looking worried. Their grandfather laughed and said, "If you listen to what I am going to tell you now, you will never lose your teeth and will not need to worry about tooth aches." "What should we do?" asked the children.

"You must wash your mouth out after eating and brush your teeth every day," said Grandfather. "If I had listened to this advice, I would still have most of my teeth. I did not listen and this is what happened to me. Look after your teeth children and don't be like me."

Lovelyn and the other children soon forgot Grandfather's warning. They did not brush their teeth after they ate and they ate lots of sticky sweets and sugar.

One day when Lovelyn was drinking a lolly water, she suddenly felt a sharp pain in her tooth. She thought she was going to lose all her teeth. She ran to Grandfather to ask him what to do.

"You must go to the dentist as soon as possible," Grandfather said.

This time, Lovelyn listened to Grandfather and went to see a dentist. She felt very scared but the dentist was very kind. He looked inside Lovelyn's mouth. He found a small hole in one of Lovelyn's teeth. The dentist carefully cleaned and filled the hole. He told Lovelyn that she could go home, but she had to look after teeth since nobody else could look after them. The dentist said, "Clean your teeth every day, and don't eat lots of sugar, lolly or sticky food."

Lovelyn went home and told her cousins about what had happened to her and her tooth. She said, "Grandfather and the dentist are right. We should look after our teeth every day."

ANIMALS HOME

Frank the fish lived in a beautiful sea with many other colourful fish. Every morning he would see all the small fish in one big group swimming. He would see the sharks, the turtles and the dolphins all very busy. Frank the fish was getting tired of living in the sea. He wanted to see other places. He wanted to live on land just like dogs, cats, pigs, snakes, rats, geckos and many other animals.

Beaky the bird was getting tired of flying in the blue sky and wanted to live in the sea below her. Daniel the dog was getting tired of living on the land and wanted to fly!

One day, Frank the fish swam close to the shore and made his way toward the beach. As soon as he reached the land his body started to shake. He jumped from one side to the other. Soon a bird up in the sky saw him and started to come down and catch him. Suddenly, a little boy ran and picked up Frank the fish and threw him back into the sea. Frank the fish was so grateful to be alive that he swam far away from the shore as fast as he could. He decided that he did not want to live on the land and he was happy living in his beautiful sea.

Our friend, Beaky the bird, who wanted to live in the sea, got ready one day to start her new life in the sea. She flew over the sea and suddenly dived into the sea. As soon as she touched the water she noticed that she could not swim! Her wings and feathers were all wet. She flapped her wings to get out of the water but she couldn't. She was getting very tired and was about to drown but a big turtle saw her. He put the bird on his back and took her to the shore. The bird thanked the turtle. She dried her wings in the sun and flew back to the sky.

Daniel the dog wanted to fly just like the sparrows and the parrots. He got himself ready. He found a very tall tree next to the river and climbed up the tree. He was planning to jump into the sky and fly just like the birds. He took a deep breath and jumped. He moved his legs very hard but he just fell right down into the river. It was good that he fell into the river. If he fell onto the ground he would break all of the bones in his body. Sadly, Daniel the dog came out of the water and went back to his home. He found out that life in the sky was not a good idea for him.

Ever since then, Frank the fish, Beaky the bird and Daniel the dog have been living happily in their own homes, the sea, the sky and the land.



ANIMAL NEEDS

Steven and John were friends. They lived close to each other. They both went to the same school and they each had a dog. There was a big difference between the two dogs. Steven's dog was a clean, healthy dog that would jump up and down and play with Steven. John's dog was a dirty, sick dog that was afraid of people.

One day, Steven asked John, "Do you feed your dog?"

"Why should I feed him?" John answered.

"Animals need food to stay alive just like you and me," explained Steven.

The boys quickly went and got some left-over food for John's dog. The dog ate the food up right away, then looked at John and wagged his tail.

Now, John knows that he should take care of his animal. He should feed him and give him water. He should not hit him with stones. He should give him shelter when it rains. Then he will have a happy and healthy dog.

ANIMAL AT HOME

Once there was a family who had a piece of land. They had built their house on this land. They had a nice garden and kept many animals on their land. They had a cat, a dog, six chickens with their chicks, a horse, two cows, two ducks and two fat pigs with their three little piglets.

The children in the village would always go there to look at the animals. One day, the owner of the animals asked the children to come and visit him. He gathered the children and told them about each animal. He said that needed all of the animals because they helped him. He said the dog protected his house and the cat caught the rats. The horse carried things on his back and took them to other places. His chicken laid eggs to eat. He used the meat of the pigs. He used some milk from the cows and sold the rest at the market.

The owner of the animals then took all the children to see his chickens. He gave each one an egg to take home.

SICKY PUPPET

I am sicky puppet. I used to love eating lollies every day. My favourite was sticky lollies. Sometimes I would eat so much that I couldn't eat my dinner.

One night I had a terrible stomach ache and was sick all the next day. I couldn't even eat one lolly! Then when my stomach got better, my teeth started aching. I found out the some of my teeth had gone rotten. My mother told me that it was because I ate bad food and not healthy food. When you eat bad food like lollies and sugar your body is not strong and cannot fight sickness. Mum said I should eat healthy food like pawpaw, cabbage, fish and kumara. She said I should not eat too much of one thing. If I want something sweet, mum said I should eat a banana or drink some coconut juice.

I think mum is right. I started eating healthy foods and now I feel much better. Maybe I should change my name to Healthy puppet – what do you think?

LOVE FOR ONE ANOTHER

John and Jonah were brothers. They loved each other dearly. They played well together. They shared their food and toys with each other. They did everything together. They both had one big wish. They wanted to visit the next island.

One day their uncle came and told them that he could take just one of them to the other island for a visit.

The brothers had to decide which one of them was going to go.

It was a hard decision. Both boys wanted very much to go to the other island. They sat down and thought for a while.

John said to Jonah, "I think you should go with our uncle because you always wanted to go."

Jonah shook his head and said, "No. I think you should go because you have always wanted to see the special canoes on the other island."

Later, their uncle came and asked which one was going to go with him to the next island. They held each other's hand and said to their uncle, "We will stay here until a time when we can both go together to the island." Neither of them would go with the uncle.

Their uncle saw the love between the two brothers. He saw that it was very good. He made a special plan so that both of them could go and visit the other island.

PRAYER

There was once a little child in a place far away from the Solomon Islands. It was custom in those days that whenever there was an important feast the people would share gifts with their friends and loved ones. This little child prayed very hard and loudly for a shiny sword to be his gift.

At the time of the feast, the little boy was waiting eagerly to receive the sword he had prayed so hard for. The time passed and the feast was almost over. The child did not receive any sword as a gift. He was quite sad and disappointed.

His father did not believe in God or any kind of prayers. He saw that his son was sad and disappointed. He said, "My son, you see, your prayers were not answered."

The son looked at his father and said, "Oh, yes father, my prayers were answered."

"How can that be?" asked the father in surprise. "You did not receive the shiny sword that you asked for."

"But father, don't you understand?" said the child. "God did answer my prayer. God said 'no'."

THE ONLY CLOCK IN TOWN (WORKING TOGETHER IN UNITY)

Once upon a time there was a nice little town in the corner of the world. The town had a very high post right in the middle with a very big clock. Once a week the special clock winder would come and wind up the clock so that it kept working well. This big clock was the only clock in the town. There was no other clock or watch to show the time. Everyone knew when to do their work because of the big clock in town.

One day, a very strange thing happened. The long hand started to complain. He said, "I am getting tired of this. I move around and around this clock all the time. The only thing I get to do is show the minutes."

"It's the same with me," said the short hand, "but I move even slower than you. I only get to show the hours. I am happier than you though because my job is more important than yours."

The long hand became angry. "My job is just as important as yours."

Then the long hand had an idea. "Let's find out who is more important. You stop and I will just show the minutes. Then I'll stop and you can just show the hours. Then we will see who is more important."

So, they did as they planned. The short hand stopped and only the long hand kept working to show the minutes. Whenever the people looked at the clock they were confused. They did not know what the time really was.

After a few days, the long hand stopped and only the short hand kept working to show the hours. Now the



people were starting to get angry that the clock would not tell them what the real time was.

The people called the special clock winder to come and fix the clock. He looked at the clock but he could find nothing wrong. He wound the clock up again just to be sure but it still didn't work properly.

Finally, the people gathered near the big post with the big clock. "We should get a brand-new clock. This one is no good. We need a clock whose two hands work together in unity."

When the hands of the clock heard this, they whispered between themselves. Then they started to work together again. Can you guess what they whispered to one another?

THE LITTLE BOAT (OBEDIENCE)

Once there was a little boat that would always follow the big boats to the sea. Anywhere the big boats sailed, the little boat would sail too. One day, the little boat got tired of following the big boats. She wanted to do the same things that the big boats were doing like carrying the fishermen and the fish they caught.

The big boats knew that the little boat did not want to follow them anymore. They told her not to be silly. They told her to follow them and watch them carefully so she would learn how to do things properly. The she would be ready when it was time for her to carry the fishermen and all the fish they caught. But, the little boat did not want to listen. She wanted to go to different parts of the sea and carry lots of fish.

One day, as all the big boats sailed, the little boat slowly turned around and went another direction. She said to herself, "I will show them how wrong they are. I will go places by myself and carry as many fish as I can."

The sun was shining brightly and the little boat was enjoying herself going this way and that way. Suddenly, it started to rain and the rain turned into a heavy storm. The little boat looked around to find her way back to the wharf but she was lost. She was scared and cold. The wind was throwing her here and there. The poor little boat was so frightened that she started crying and screaming for help. She was getting filled with water and slowly sinking. When she looked around again, her friends, the big boats, were coming to rescue her. The big boats fastened a rope to the little boat and pulled her to the shore.

The little boat was badly damaged and could not go in the sea for a long time. She was very ashamed of what she had done. She knew that she has disobeyed the big boats when she did not listen to them. She learned that if she had listened to the big boats and followed them she would not have been in trouble and almost sunk. After that, the little boat always obeyed the big boats and listened to their advice. After a while, she became one of the best fish carrying boats. She always told her story to the other small boats so they would not make the same mistakes that she did.

THE RUDE MAN (RESPECT)

Once there lived an old, wise man in a far-away village. Everyone loved and respected him.

Whenever they had any problems they would go to the wise man to help solve them. He was always fair to everyone.

The wise old man was even respected by people from other villages who also came for advice. When people went into the old man's house they would bow and ask if they could sit down. They would politely tell the wise man about their problems. When the old man helped them, they would shake his hand and thank him for his help.

One day, a very rude man came to the village and demanded to see the wise, old man. The people showed the old man's house to him. The rude man pushed open the door and walked right into the old man's house. He did not even stop to bow or greet him.

The rude man opened his mouth and said, "Now, listen, old man. You must solve this problem of mine

right now. I cannot wait. The sooner you solve it the better.”

The old man treated everyone with respect. He asked the rude man to sit down and tell him his story. When the rude man finished his story, the old man gave his advice to him.

The rude man was not satisfied with the answer. He said, “You are a stupid old man. You do not know anything!” Then the rude man got up and left the house. He did not even say thank you to the wise old man for his help.

The village people heard how rude and disrespectful the rude man was to the wise old man. They would not let the rude man come back to their village until he learned to respect people.

THE BOY WHO CRIED WOLF (HONESTY)

(In this story the sheep and the wolf have been changed to chickens and a wild dog to give better meaning to the children.)

Once there lived a young boy who was in charge of his family's chickens. Every day he would take the chickens out to look for worms and seeds. The young boy was getting tired of looking after the chickens. Then he had an idea. It would be more exciting if he could trick the villagers into thinking that a wild dog was attacking the chickens. It would be fun to see them come running, and then to see their faces when he told them the joke. They would look so foolish.

So, the boy cried, “Wild dog! Wild dog!” as loudly as he could. Straight away, the villagers heard the cry. They came running as fast as they could to help the young boy and protect his chickens from the wild dog. When the villagers reached the boy, the boy said, “Ha! Ha! I fooled you! There is no wild dog. You look so funny running all the way here.”

The villagers were not happy. They were very angry that the boy had played a trick on them. They went home grumbling and complaining.

A week passed. Again, the young boy was watching the chickens and he became bored again. He remembered how much he had laughed and he decided to play his trick again. He cried out, “Wild dog! Wild dog!”

This time the villagers waited a few minutes before they ran to the boy. They looked at each other and scratched their heads. They wondered if the boy was telling the truth or playing another trick. They decided to be sure that the boy and the chickens were safe. They ran to where the boy was to chase away the wild dog.

The young boy watched the villagers running. They looked very tired but he laughed at them. When they arrived, he told them there was no wild dog. The boy laughed harder than ever but the villagers did not even smile. They did not think it was funny at all. “You have tricked us for the last time,” they said angrily.

Another week passed. The weather was hot and the boy was watching his chickens. Then, out of the corner of his eye, he saw a wild dog. The wild dog started running after his chickens. The boy knew that he could not protect his chickens all by himself. He needed help. He called out, “Wild dog! Wild dog!” and waited for the villagers to come running to help him save the chickens.

The villagers did not come. They heard the boy call out but they just shook their heads and said, “Do not listen. He wants to fool us again.”

The wild dog managed to catch most of the boy's chickens. He tried to chase the wild dog away but the wild dog growled at him fiercely. The boy was very frightened and ran away. He tried to call the villagers again, “Wild dog! Wild dog!” but nobody came to help him.

The young boy was very sad. The villagers would not come, no matter how often he called. In the end,



the wild dog ate all the chickens. The boy could do nothing to stop it. Now, he was not laughing at all.

FRIENDSHIP

Many years ago, in a country far away from the Solomon Islands, there lived a boy called Thomas. He was a poor boy who did not have any parents to take care of him. He lived with a man who was cruel. One day, Thomas ran away from the man and hid in the forest. There was no food to be found so Thomas became weak and sick. He was so sick he thought he would die. He went into a cave and fell asleep.

After a while, a great noise woke him up. A wild animal had come into the cave and was roaring loudly.

The boy was very frightened and he felt sure the beast would kill him. However, he soon saw that the beast was not angry. He was limping like his foot was hurt. The boy was not afraid anymore. He lifted the animal's paw from the ground and saw there was a long, sharp thorn sticking into it. He gave the thorn a strong, quick pull and out it came. The animal was so relieved and very grateful. He jumped about like a dog and licked the hands and feet of his new friend. For a long time, the animal brought food to the boy every day and the two became such good friends that the boy was very happy in his new life.

One day, the animal did not come back. The boy went out to look for him, but suddenly he was captured by the cruel man he lived with before. The man told the boy that his punishment for running away was to fight a wild beast. The boy knew that this time he would die for sure. When he saw the beast, he gave a cry of happiness. He was not afraid. The beast was his own friend, the wild animal. The cruel man expected to see the boy killed by the beast. Instead, he saw the boy hugging the wild animal. The man was so surprised that he set them free and they lived together for many happy years.

JOHN WANTS TO FLY

John was a very helpful boy. He helped his mum Priscilla to put the plates on the table. This made John's mum very happy and she said he could watch the Superman video.

John watched Superman and began to dream about how he could fly in the sky. John imagined he had a shiny, red cape like Superman. He asked his mum if they could go and buy one. His mum said, "Yes son, we will go after lunch before we pick up your sister from school." John was so excited. His heart leapt inside his chest. He felt so happy that he gave his mum a big hug.

John and his Mum walked down to the shops. Along the way, they went into the markets to get some fruit and vegetables. John said, "Mum, please can we buy the cape now?"

She said, "My son, I need to pay for this food first, and then we will go to the shop. Please wait a little longer."

John waited. Then he held his mum's hand and they walked into the shop. His mum said, "Which cape do you want to choose, my son?" John saw a bright orange one at the back of the shop. He said, "Mum, can I have that one please? I like orange so much."

John's mum said, "Alright then," and they went up to the counter and paid for it together.

On the way to school to pick up John's sister John was wearing the cape. He wanted to climb a tree in the school playground. John was thinking as he climbed the tree. "I am Superman!" he called out to his mum. "Look at me! I am going to fly like Superman!"

His mum called, "John, no! That is too dangerous. You could fall and hurt yourself. Come down now!"

John listened to his mum. He knew what his mum was saying was really important. His mum was only angry at home if she thought he was going to hurt himself. John climbed down the tree again and he and his mum went to get his sister. All three walked home together.

John learnt that maybe Superman doesn't really fly after all. That was ok. The cape still felt good on his back as he ran at home in his small yard.

STRONG TOGETHER (UNITY)

There was once a fisherman with several sons who would often fight among themselves. He often told them how foolish they were to be fighting so much but the sons did not listen to his advice.

One day, the father called his sons together. He showed them a bundle of sticks that were tied tightly together. "See which one of you can break this bundle in two," the father commanded.

Each son had a turn. Each one took the bundle and tried to break it in his hands. The bundle was so strong that not one of them could break it. They could not even bend it. At last, they gave the bundle back to their father and said, "We cannot break it."

Then the father untied the bundle and gave just one stick to each of his sons. He said, "Now see if you can break the stick." Each one broke his stick. It was easy to break just one stick.

"My sons," said the wise father, "you are like these sticks. You will be strong if you stand together, but when you fight you stand apart. Then you can be destroyed."

The sons learnt a good lesson that day. They stopped fighting so that they would be strong all together.

POOR PAUL (HONESTY)

Once there was a man named Paul. Paul could not read or write.

One day, Paul received a letter from his cousin who lived on another island. Paul could not read so he took the letter to a man in the village. He asked the man to read the letter for him.

The man was a greedy man. He read the letter to Paul but he did not read one part to Paul. That part of the letter said that there was a big basket of yams, taro and fruits waiting for Paul at the wharf. His cousin had sent it and Paul had to go pick it up from the ship.

When Paul left, the greedy man went quickly to the wharf. He took the basket for himself and poor Paul did not get anything from the basket.

BETTY'S FAVOURITY GAME

Betty is a little girl who loves to play just like all of you. She has one favourite game. She likes to pretend to be her mum! After school, she pretends she is cooking for the family, then she goes to the garden and pretends she is cutting the grass and planting seeds. Sometimes she even talks to her little brother the way her mum talks to him, telling him to be careful and not to put his dirty hands in his mouth! Do you think Betty ever gets tired of playing this game?

WHAT DID THEY DO?

Michael and Jessie were working in their garden. Jessie used a shovel to dig up some ground. Then Michael made some little holes in the ground. Jessie put something in each hole. Michael covered each hole with some dirt. Then they both went to get some water.

ONE SUNDAY MORNING

One Sunday morning, Peter and Janet's father said that they were going to have a special Sunday. After church, Peter and Janet and their two younger sisters and their parents started walking to the next village. Peter and Janet were walking out in front of their parents.

As they got closer, Janet suddenly shouted, "Look, Peter! They are having a big feast in that village!"

Soon they all joined the other people in the village for the feast.



STEPHEN'S PROBLEM

One day, Stephen's mother asked him to go fishing and catch some fish for their dinner. Stephen gladly got up and went out to go fishing. He waited for a long time, but he caught no fish. He got very tired and was thirsty. As he was about to give up he caught a fish. He was very happy and started to walk home. Stephen's house was far away so he stopped to sit down and rest for a while. He put the fish next to himself and slowly fell asleep. When he woke up, he saw a dog walking along the side of the road and the fish he had caught was missing.

THE LEAF HOUSE (PURPOSEFULNESS, UNITED, TEAM WORK)

Once there were four friends who lived in the same village.

Every day after school, they would get together and play.

One day, one of the friends said, "We should build a leaf house to play in!"

They all liked the idea and one friend said, "I will collect coconut leaves to build the roof."

Another friend said, "I will collect the long sticks to build the frame."

Another friend said, "I will collect the small sticks to make the walls."

The last friend said, "I will bring the sand so we can have soft ground to sit on."

After that they all went to collect everything they needed. Then they started building the house.

They worked and worked until they were tired so they rested for a while.

After a little rest, they started working again until they finished their leaf house.

When they finished, they clapped and cheered and danced around their own house.

BIG AND SMALL

One day a father and his son went fishing. The father had a big bamboo and his son had a small bamboo. The father went in his big canoe and his son went in his small canoe. They both paddled into the sea.

After waiting for a while, the father caught two big fish and his son caught one small fish. The son was happy that he caught a fish.

They took the fish home and the mother cooked the fish for their dinner. The mother and father ate the two big fish and the little boy had the small fish. After that they all went to bed.

NALI NUTS (NUMBER CONCEPT)

(You will need a tin with ten to fifteen nali nuts or small pieces of navy biscuit for each child.)

This is a story about a bird. She was a very special bird and she loved to eat nali nuts. In this story you are going to play (act out) the part of the bird. Who's the bird?

(We are.)

And this is your tree. (Teacher extends her hands high up.) Show me your tree.

(The children extend their hands high up.)

One bright day the bird was flying around. All at once she saw two nali nuts hanging from the tree near her. Show me what happened.

(Each child takes two nali nuts out of her tin and places them on the tree – her hand.)

"I am very hungry," said the bird, and she ate one nali nut.

(Each child eats one of the nali nuts from the tree.)

And that left how many?

(One.)

When the bird turned her head, she saw two more nali nuts hanging. How many nali nuts are on the tree now?

(Each child must put two more nali nuts on their tree and say, "Three.")

Well, the bird didn't wait. She jumped on the branch where the nuts were hanging and ate one of them.

(children eat one nut.)

That left?

(Two.)

The bird was still hungry so she ate one more nali nut. That left?

(Each child eats one nut and says, "One.")

You see that tree was a big tree. Soon the bird saw three more nali nuts hanging from the branch. That made?

(Each child adds three more nuts to the one left and says, "Four.")

THE LITTLE RED HEN (HELPLESSNESS)

One day a little red hen was walking in the garden. As she walked around the garden, she saw her friends, the pig, the cat, the rat, the dog and the goat. The little red hen asked them, "Who will help me plant these corn seeds?"

"I won't," answered the pig.

"I won't," answered the cat.

"I won't," answered the rat.

"I won't," answered the dog.

"I won't," answered the goat.

So, the little red hen left them and planted the seeds by herself.

After a few weeks, the corn grew tall and ready to be eaten.

One day, the pig, the cat, the rat, the dog and the goat came to see the hen. They saw the hen eating some nice corn. They asked the hen if they could have some corn.

The hen laughed and said, "You didn't help me when I needed help with planting the seeds, so now you cannot help me to eat my corn."

Then the little red hen left them to go and pick the rest of her corn.



CHARLES HAS A WISH (PURPOSEFULNESS)

Charles is a little boy who likes to go fishing every day. He likes to catch the fish and bring it home to be cooked.

Charles cannot go fishing every day though because he has to go to school. In school, he sits down on a small chair and draws pictures of fish.

Every Saturday morning when the sun shines, Charles gets up and goes fishing. On Sundays after church, he goes fishing again.

Charles has one big wish. He wishes he could catch the biggest fish in the sea. He wants to go on a big ship and catch a shark. Do you have any wish?

SECTION 7

PIKSA STORI BAE BOL

Original edition published in English with text by Pat Alexander ©1981 and 1991, under the title **The Lion Children's Bible** by Lion Hudson plc, Oxford, England. Wycliffe Bible Translators translaitim olketa stori go long Pijin © Wycliffe 2008. Used with permission.

TENKOMANMEN BLONG GOD

Eksodas Sapta 19-24, 32-34

Mosis hemi lidimaot olketa blong Israel from Ijip gotru long drae eria, an olketa kasem maonten long Saenae. Hem nao ples wea God hemi talem Mosis fo takem olketa kam. God hemi lidim olketa fo kamaot tru rod. Long delaet, hemi go fastaem long olketa long wanfala bikfala klaod wea hemi stanap stret, an long naet, hemi go fastaem long olketa long wanfala bikfala faea wea hemi stanap stret. Taem olketa kasem maonten ya, olketa putumap olketa haostent blong olketa long ples ya.

God hemi tok long Mosis, an Mosis hemi talemaot toktok ya long olketa pipol olsem, "Mi takem yufala aot from Ijip, an mi takem yufala kam sef long hia. Mi laekim yufala fo kamap? spesol pipol blong mi.? Bae yufala mas obeim mi?"

Olketa evriwan i singaot olsem, "IYa! Bae mifala duim evrisamting wea God hemi talem."

Den olketa mekredi fo mitim God. Olketa Wasim olketa kaleko blong olketa, an mektambu long olketa seleva. God hemi sei, "Long neks tumoro, bae mi Yawe mi kamdaon antap long maonten long Saenae, an bae evri pipol save lukim mi."

Long mektri de ya, olketa lukim laetning hemi laet, an tanda hemi bosta, an bikfala klaod hemi kavaremap maonten ya. Olketa seksek fogud, bikos olketa save dat God hemi kam kolsap.

Mosis hemi goap long maonten, an God hemi givim tenfala lo long hem. Hemi tok olsem, "Mi nao Yawe, an yufala mas no wosipim eni narafala god moa, mi seleva nomoa yufala mas wosipim.

"Yufala mas no mekem eni tambu kaving blong enisamting fo wosipim.

"Yufala mas no yusim nem blong mi fo eni nogud samting.

"Yufala mas gohed fo kipim Sabat de, bikos hemi de wea mi givim long yufala fo res long hem.

"Yufala mas tinghae long dadi an mami blong yufala.

"Yufala mas no kilim dae eniwan falom ravis plan.

"Yufala mas no brekem lo blong marit.

"Yufala mas no stil.

"Yufala mas no laea.

"Yufala mas no kavetem olketa samting blong nara man."

Olketa ya nao i Tenkomanmen blong God.

God hemi talem Mosis hao nao olketa save gohed fo falom olketa lo evri de, an Mosis hemi talem long olketa pipol. An olketa agri fo falomolketa lo blong God.

Den God hemi raetem olketa lo long tufala flat ston, mekem olketa pipol save kipim. An Mosis hemi goap moa antap long maonten fo tekem tufala ston ya.

!LAEFBAEK MOA FROM DAE!

Matiu 28; Mak 16; Luk 24; Jon 20-21

Eli long Sande moning, taem hemi tudak yet, evrisamting hemi stap kuaet. !Seknomoa, wanfala bikfala etkuek hemi sek nao! An wanfela enjel blong God hemi kamdaon an rolem go disfala ston, an hemi go sidaon antap long hem. Olketa sekiuriti ya i fraet fogud an runawe.

Taem tufala woman ya i tekem kam olketa insens an oel, olketa lukim wea kev ya hemi open finis, an bodi blong Jisas hemi no stap nao. Enjel ya hemi tok olsem, :Yutufala no fraet. Mi save dat yutufala lukaotem Jisas. Bat hemi no stap long hia, bikos hemi laefbaek finis nao. Yutufala kam lukim ples wea hemi bin leidoan long hem. Yutufala gobaek kuiktaem long olketa disaepol blong hem. No longtaem, bae yufala save lukim hem mao.”

Taem tufala talem nius long olketa disaepol, olketa no save bilivim. So Pita an Jon i resis go long kev fo lukluk seleva.

Taem tufala kasem kevya, tufala go insaet nao, an tufala lukim olketa kaleko wea i leidaon insaet. Tufala lukim tu disfala smolfala kaleko wea olketa bin paselem long hed blong Jisas, bat disfala kaleko hemi no stap tugeta wetem olketa nara kaleko ya. Hemi stap seleva nomoa an hemi luk olsem olketa rolem gudfala. Long taem Jon hemi lukim olketa samting ya, hemi biliv nao. !Jisas hemi laefbaek moa from dae!

Tufala man ya i gobaek long haos. Bat Meri blong Magdala, hu hemi bin bihaenem tufala, hemi stanap aotsaet long kevya an krae. Hemi no save nao wanem hemi happen. Nao hemi lukim wanfala man wea hemi tinges hemi man hu hemi lukaftarem ples ya, an hemi askem olsem, “Bikman, sapos yu nao tekem hem, plis talem mi wea nao yu putum hem, mekem mi save go an tekem hem.”

Nao Jisas hemi sei, “Meri.” An Meri hemi save nao dat man ya hemi Jisas, an hemi barava hapi fogud.

Jisas hemi sei moa, “Yu no fraet, bat go an talem long olketa brata blong mi fo go long Galili. Long ples ya nao bae olketa lukim mi.”

SECTION 8

CHRISTIAN EDUCATION LESSONS

Adapted from ministry-to-children.com/preschool-bible-lessons.

TERM ONE LESSON ONE: GOD'S WORD IS ETERNAL

Scripture: Isaiah 40:6-8; 1 Peter 1:23, 25; James 1:9-11;

God declares through Isaiah that people are frail and fading, but the Word of the Lord is durable and eternal. God desires for us to understand that we are nothing and dead without Him, and it is only in His eternal word that we may gain life.

Resources: dead flowers or dead grass; a fresh flower; vanilla or perfume

1. Show the learners the dead flower or withered grass.

Question: What do you see? What do you think happened? Why? Does this happen to all plants? Say: All plants will eventually die for some reason, whether it is lack of water, sunlight, good soil, or just old age. Today we are going to begin to know God better through Isaiah chapter 40 (hold up your Bible and show them the "I" for Isaiah and the number 40) We will be learning from verses 6, 7, & 8 (help them recognize these numbers in the Bible). Isaiah was a prophet. Can you say prophet? A prophet was a person chosen by God to speak His words to the rest of the people. Remember how special and important God's word is to us! Get ready to hear God's amazing words by turning off your mouths and on your ears! (Demonstrate by placing your hand over your mouth and turning your earlobes. Encourage the children to follow your example).

2. Read Isaiah 40:6-8 God tells Isaiah to call out or cry out. This means that what He wanted Isaiah to tell the people was so important that he needed to speak it so that everyone could hear! (Read v.8 again but yell it out and invite the children to join in! Say: God said that people are like grass. Do you remember what God says will happen to the grass? (Show them the dead flowers or grass from the beginning of the lesson). Ask: So, if people are like grass, what do you think God meant? (This is an abstract question, but some children may make the connection. If they are confused and unsure, help them arrive at the biblical truth). Share with the children something about what God revealed to you as you studied this passage. Learners love hearing personal stories about their teachers!

3. Show them the fresh flower. Isn't it beautiful? Look at the details God put in each tiny little part. Let's see what happens when we pull the petals on this flower! One, two, three, pull! (Gasp) What happened?! This flower isn't so beautiful anymore. It's just a stem! Sometimes we think that if we do very important things, those things make us beautiful. However, God shows us in these verses that we are nothing without Him, we are like the stem of this flower. When we believe in God and love Him with all of our hearts, we become truly beautiful (hold up the flower) and the beauty that comes from loving our God never dies or withers. It lasts forever! He is always our beauty! The words in this Bible will never fade, and they are our source for true life to eternal beauty.

4. Have a time to pray and thank God for the Bible, through which we can know God and have eternal beauty. Encourage the children to say their own prayers, creatively, wondrously, and however they would like. As the children leave the room, rub their wrist with some vanilla or perfume. Tell them as they smell it throughout the day, to remember that God's word lasts forever!



TERM ONE LESSON TWO: GOD IS OUR SHEPHERD

Scripture: Isaiah 40:11; Psalms 23:1, 2, 4.

God is like a shepherd and will care for His people as a shepherd cares for his flock. God is our Shepherd and will care for us as His sheep.

Resources: Shepherd staff & costume; green pastures, a pond, valley of death made from construction paper; sheep costume (can be very simple, like ears from white paper); and real snacks and water.

****Before Class:** Prepare a blue rope or calico or paper/for water, green spots of grass, and a black area as the valley of death out of paper or any materials you think would work. Put these in various places in your classroom. The following verses correspond to each place:

Green grass: Psalm 23:2a; Water: Psalm 23:2b; Valley of Death: Psalm 23:4

1. Pretend/roleplay - Prepare yourself with a staff and shepherd costume (a staff is sufficient, but be as creative as you would like) to greet the learners as they come in. Allow them to ask questions but keep your identity a mystery until everyone has arrived.

Say: Does anyone know who I am? (Allow time for response). I am a shepherd today, and I would like all of you to be my sheep! Does everyone know what a shepherd is? (Explain this thoroughly if they are unsure) Pass out sheep “costumes” to each child (use your own creativity here!) Let me hear the voices of my sheep! Our classroom is now going to become grass for us to journey through together. You will have to use your listening ears in order to hear my voice. There are dangerous places we may have to go through together, and if you are not listening to my voice, I will not be able to protect you and keep you safe. There are also wonderful places we will go, but if are not listening, you may get lost and not get to enjoy these wonderful places. Also, what we are doing will help us to know God deeply, so turn your ears up as high as they will go! Are you ready to follow your shepherd?!

2. As you begin the journey, read aloud Isaiah 40:11, “Like a shepherd, God will tend His flock. In His arms, God will gather the lambs (sheep) and carry them in His bosom; He will gently lead the nursing ewes (female sheep).” Call each child by name to follow you, especially when they seem to be distracted. As you are walking around the classroom (or outside), turn around and count them every so often to make sure none have gotten lost. First, walk through the “green pastures,” and as you do, say aloud Psalm 23:1-2a, “The Lord is my shepherd, I shall not want. He makes me lie down in green pastures.” Encourage your sheep to take a rest in the green pastures (explain to children) by lying down or just sitting for a few moments. While they are sitting, provide them with a snack.

After walking for a little while longer (calling them by name and counting as you go), lead them to the blue water. As you do say aloud Psalm 23:2b-3a, “God, as my shepherd, leads me beside waters of rest. He restores my soul.” As they sit again, provide them with water to drink. Say: Now we are about to go through the dangerous part of journey, the Valley of Death. It is dark and scary there. (Point to the black places and use voice inflection). You will not be hurt if you stay close to me and listen to my voice. Do not be afraid, because I am your shepherd, and I will keep you safe. Instruct them to hold hands. As the shepherd, you hold the hands of the closest child to you. Say aloud Psalm 23:4 as you guide them through the Valley of Death, “Even though I walk through the valley of the shadow of death, I will fear no evil, for God, you are with me; your rod and your staff they comfort me.” Call out their names to make sure everyone is present and following. Once you have made it through the valley, count everyone again. Give every sheep a hug as you say aloud Isaiah 40:11 once more, “Like a shepherd, God will



tend His flock. (group of sheep). In His arms, God will gather the lambs (sheep) and carry them in His bosom; He will gently lead the nursing ewes.”

3. Talk with the children. Just as I led you, God leads us. What things did I do as your shepherd? (called us, counted us, led us, protected us, fed us, etc.) Prompt them if they have trouble recalling. God is our Shepherd and we, even me, are His sheep. God says this in the Bible over and over again. It's kind of silly to think of ourselves as sheep, but God wants us to know that He calls our names and we have to listen to His voice in order to stay on the right paths just as a shepherd does to their sheep. He protects us through the dark valleys or hard times we go through and never leaves us, just as I did as your pretend shepherd. He provides us with strength and cares for our needs, like hunger and thirst, just as I gave you food to eat, water to drink, and time to rest. God wants us to know Him more by understanding that He is our Shepherd and we are His sheep. After they are done with their sheep, have a moment of reflection by encouraging the children to close their eyes, be silent, and, in their heads, think about this question: How does it make you feel to know God is your Shepherd?

4. Have a time to pray to God, our Shepherd, emphasising the aspects of Him brought out as they followed you. Encourage the children to say their own prayers however they would like!

TERM ONE LESSON THREE: OUR GOD IS MIGHTY

Scripture: Isaiah 40:9-10, 12;

The Israelites can depend on the glorious, mighty God and Him alone for their deliverance. God is mighty and His power is unlimited for us today just as it was when Isaiah wrote this book.

Resources: soft blanket; bucket of water; box of sand or dirt; paper, boxes or blocks.

1. Gather the children around you on the floor. Have a soft blanket for them to sit on.

Ask: Who is the strongest person you know? (Give time for answers and discuss them.) State: Today we will continue to know God through Isaiah 40. We will learn today that God is stronger and mightier than anybody that we just talked about. There is nothing He cannot do because of His power and might. Remember that this is the Bible (hold up your Bible). God wrote it, so we know that everything in it is true. God is not pretend like superheroes; He is real! Today we are going to come to know Him more through learning of His might.

2. State: We will be reading Isaiah 40 verse 12 (show them the numbers; let them see exactly where you will be reading). Isaiah is going to ask some questions to help the people hearing him understand how mighty God is. Let's turn on our listening ears and turn off our mouths so we can hear about God's power and might! Everyone, gather close so you can listen really well!

Read softly: “Who has measured the waters in the hollow of his hand (hold up your hands as if holding water), and marked off the heavens by the span (point to the sky)? And calculated the dust of the earth with three fingers (hold up your thumb and two fingers), and weighed the mountains in a balance?” (NASB) State: This first verse is showing us the mighty things God did as the Creator of the world. All of the water in all of the oceans God can measure in His hands! How big do you think God's hands must be? (Give time for response.) Let's see how much water we can hold in our hands. (Allow children to scoop a handful of water out of a bucket and see how much there is. Compared to our mighty God, we can hold only a little water in our own hands! State: Let's go outside to view something only our mighty God could have made! Let's hold hands and look straight up at the sky! It goes on forever and ever. But to God, the heavens are only as big as His hand! Go back to the classroom, sit down on the blanket, and show a box of sand or dirt. State: God can measure all of the dust on the earth with just three fingers (as you hold some of the sand with your thumb and two fingers). How big do you think His fingers must have been? (Allow children to hold a little sand with their thumb and two fingers.)



State: God can weigh mountains as if on a balance. (Show balancing hands to see what is heavier.) Mountains are small compared to Him! Say: There is no one who is as powerful and mighty as our God! There is nothing He cannot do.

3. Have the learners transition into a time of making a mountain out of balled up paper or cardboard boxes. If you have neither of these, they can just use blocks. State: Now we need to make a big mountain because Isaiah tells us something very important we will need to shout out from the top of a mountain! As they are building, make the connection between Isaiah 40:12 and our lives. State: When you think about how mighty God is in the way He perfectly created everything in this world (the oceans, sky, dust of the earth, the mountains), things that are huge to us but fit in His hands, how does this make you feel? (Give time for response). Tell your own thoughts on what this knowledge of God's might means to you (we can depend on Him completely for strength, for our safety and protection, for doing what seems impossible.) State: When we see these things God has created, it should make us say "Wow. What a mighty God we have!" Can we say that together? "Wow. What a mighty God we have!" As they are finishing their mountain, state: Now in Isaiah 40 verses 9 and 10, Isaiah says this, "Get yourself up on a high mountain, O Zion, bearer of good news, lift up your voices mightily, O Jerusalem, bearer of good news; lift it up, do not fear. Say to the cities of Judah, 'Here is your God!' Behold, the Lord GOD will come with might, with His arm ruling for Him. Behold, His reward is with Him and His recompense before Him." Ask: Can we pretend to stand tall on this mountain and shout out to everyone, "Behold, the Lord God will come with might"? Let's do it together! (Do this several times with the children.)

4. Let's pray together now to our mighty God! Pray first in praise and awe to God, and then invite the children to join you.

TERM ONE LESSON FOUR: OUR GOD OF WISDOM

Scripture: Isaiah 40:13-14;

The Israelites can trust in God's perfect wisdom in their captivity and deliverance. God's wisdom goes from eternity past to eternity future. No one has ever instructed Him and never shall. We can trust Him to lead us in His perfect wisdom. (Eternity means beginning or end)

Resources: Play dough recipe (see Resource Book); flour, water, salt, oil, measuring cup, teaspoon, stirring utensil and mixing bowl; soft blanket.

**Before the children arrive, hide the play dough recipe in a simple hiding place. Make sure it is obvious that it is the recipe by drawing or printing a picture of play dough on the top of the paper.

1. Gather the children around a table. Have out everything you need to make play dough.

I have a very important question for each of you...do you know everything? (if they say yes, get specific until they have to say 'no.' For example, do you know how to tie your shoe? Do you know how to work a remote control? Do you know how many hairs are on your head?) Continue on to the following question. Who here knows the best way to make play dough? Okay, how much flour do we need? How much water? How much salt? You don't know??? I don't know either... how can we find out the best way to make some play dough? We could look for a play dough recipe in a book or on the computer...or we could ask someone who has made play dough before. There are a lot of things we do not know or know how to do. We have to ask others for help or we have to read books to learn. There are some things you will probably never learn how to do! Did you know that God never has to ask anyone how to do anything? He made this whole world without any help! He knows what to do and how to do it perfectly!

2. We will be reading Isaiah 40 verses 13 and 14 (show them the numbers, let them see exactly where you will be reading). This is the Bible. It is God's word. He wrote it, so we know everything in it is true.

Can we say that together? (Repeat). Isaiah is going to ask some questions to help the people hearing him understand more about who God is. Let's turn on our listening ears and turn off our mouths so we can hear something very important about God! Everyone, gather close so you can listen really well! Read (from your Bible, stated here) Isaiah 40:13-14: "Who has directed the Spirit of the Lord or as His counsellor has informed Him? With whom did He consult and who gave Him understanding? And who taught Him knowledge, and informed Him of the way of understanding?" (NASB) State: These three questions asked by Isaiah reveal to us that our God has perfect wisdom. Does anyone know what the word wisdom means? (time for answers). When we say that God has perfect wisdom, it means He makes perfect plans and carries out those plans perfectly. He never has to guess at what decision to make or ask anyone what He should do. He always knows what to do, and what He does is always right. Everything God does is done in perfect wisdom.

3. State: Let's see if we can find a play dough recipe. I think there is one hidden somewhere in our room... (Allow everyone to get up and search for the play dough recipe. After finding it, return to the table and begin making the play dough. Allow each child to participate in making it). We had to find this recipe in order to make this play dough. We do not know everything or how to do everything. But God in His perfect wisdom never has to ask for help or learn anything new. He already knows everything! He has always known everything and He always will. As they are playing with their play dough, state: Just as we are forming things out of this playdough, God formed us in His perfect wisdom. Just as He formed us in His perfect wisdom, God also has planned out our entire lives in His perfect wisdom (Psalm 139:16). This means that God knows everything that is going to happen in your life tomorrow (name specific kids in the class). In fact, He knows everything that has happened in your life and everything that is going to happen, from the time that you were a little baby until you are as old as your grandmas and grandpas! State: The knowledge of God's perfect wisdom should allow us to put our faith in Him completely for our present and our future. He has planned every day of our lives in His perfect wisdom. We learned a couple of weeks ago that God is our Shepherd. What are some things a Shepherd does for his sheep? (time for answers) Do you think God takes good care of His sheep? How? (time for answers and thoughts). State: We do not have to worry about what is going to happen, because we know that God our good Shepherd who loves us sees and has planned everything that is happening in our lives. So even when bad things happen to us, we can know that our Good Shepherd sees it and in His perfect wisdom has planned it out! We can trust in Him and His wisdom. (Begin cleaning up the playdough and transition to next section).

4. Lead them all to sit in a circle on the soft blanket. State: We can pray every day thanking God for what we know about Him. Today we learned that God has perfect wisdom and we do not. God will help us to have wisdom if we ask Him, though His will always be greater than ours. Let's pray to Him now, praising Him for His perfect wisdom and asking Him to help us be wise. (Allow children to express their prayers to God creatively, wondrously, and however they would like!)

TERM ONE LESSON FIVE: THERE IS NO ONE LIKE GOD

Scripture: Isaiah 40: 18-20; 25 (Also see Ex 15:11; 1 Samuel 2:2; Psalm 86:8)

No idol can compare to God; there is none like Him. There is no one like God; therefore, all of our hearts and worship should be His alone.

Resources: soft blanket; pieces of gold (fake or real), silver (fake or real), and a small piece of wood.

1. After welcoming the children, have them come sit with you on a soft blanket on the floor.

Explain to the learners what an idol is and give examples. Idols are things people worship instead of God. They can be made out of many different things and look many different ways, but people choose



to worship idols in their hearts over God. They believe these idols can do things for them, so they pray to them and do things for the idols, believing them to be real and calling them gods. This is wrong, and this is sin. We can all make a mistake and worship idols because an idol can be anything that we love more than God. (Explain all of this slowly, because it is very important and can be difficult for them to comprehend. Show them the seriousness of worshipping something else above God with your tone of voice and facial expression.)

2. Hold up your Bible and say: This is the Bible. It is God's word. He wrote it, so we know everything in it is true (repeat this until they can say it with you). Today we will be reading Isaiah 40 verses 18, 19, 20, and 25 (show them the numbers, let them see exactly where you will be reading). Isaiah is speaking to God's people about idols in these verses. Let's listen closely to see what Isaiah says to God's people about idols, and I think we can discover something awesome and wonderful about God as well! Let's turn on our listening ears and turn off our mouths (demonstrate) so we can discover something new about God and get to know Him more! Read the verses strongly, then ask: what do people make idols out of that we heard these verses. To help the children remember, hold up pieces of gold, silver, and wood that the children can each pass around and touch. This can be fake gold and silver pieces, but it gives the children a visual and a chance to interact with their senses, which will help them have greater understanding (a silver coloured coin or gold wrapping paper or coin could be used. Explain gold is in some rivers and ground in Solomon Islands.) When people made these idols out of gold, silver, and wood, they used the best of the materials they could find. If using wood, they tried to find a perfect piece of wood that was not rotting or dying. Their idols would look perfect in every way. But no matter how perfect their idols looked, they could never come close to being like God! Why? (They are not real. They cannot speak; they cannot hear.) Idols are made by humans. Do you think Solomon Island used to have idols as gods? Do you think something made by us could have power over us or the ability to help us? (no!) Do you think something made by human hands could be as great as God, so great that we should worship it? (no!) No one made God. He always was and He always will be. He has no beginning and no end. He is unlike anything or anyone on earth. There is no one like Him!

3. State: I want everyone to stand up, and we are going to do something new! We are going to learn a song that will glorify God and help us know and remember that there is no one like God. In the song, it asks the question, "Who is like You (God)?" Does anyone know the answer to that question based on what we just read about from Isaiah? (No one!). Because there is no one like God, we can always trust in His greatness and power to be high above our own. This means that even though we are weak, God is always stronger and there to help us. When we do not know what to do, God always knows and is there to guide us. Because there is no one like God, He alone deserves our hearts and our praise. With this song, we will praise God for who He is. Sing a song about how great and awesome God is.

4. Does anyone want to pray today? Let's go to God together, knowing He hears and listens to our prayers. (After allowing the learners to pray, praise God in your prayer for being who is He, unlike anyone, and be sure to bring up things before Him that may be going on in the learners lives that need prayer).



TERM ONE LESSON SIX: GOD'S STRENGTH IS EVERLASTING

Scripture: Isaiah 40:27-31

The Israelites suffering is not hidden from the Everlasting God; Isaiah reminds the Israelites that God does not grow weary or tired; therefore, they can place their full trust in His strength. God will provide us with His everlasting strength as we trust in Him.

Resources: soft blanket; watch or clock.

1. State: Today we are going to come to know God in another new way! To get us started, we are going to run as fast as we can for two minutes! (Line everyone up and have them run back and forth for two minutes as fast as they can). Now everyone, stop right where you are and put your hand over your chest! (Demonstrate this for them.) What do you feel? (my heart beat, my chest moving) What do you hear? (My breath coming out fast, my heartbeat) These feelings are signs that our bodies are responding to running. When you run for just two minutes, you may not feel tired; but, the signs of breathing hard and a fast heartbeat shows us that we cannot run without getting tired because we are human. God designed our bodies to need exercise, but what happens if we were to run for hours? (We get tired!) Even people who can run long distances always get tired because we are human. God is different! Today we are going to come to know Him as our God who never grows tired! Here is a special sentence I want you to remember: God's strength is everlasting! Can we say that together? "God's strength is everlasting!" Great job! Put this in a special place in your brain to remember for later.

2. Gather the children around you inside on a soft blanket. Open up your Bible and state: This is the Bible. It is God's Word. He wrote it, so we know everything in it is true (say until they can repeat it). Today we are reading from Isaiah 40:28-31 (show them the numbers, let them see exactly where you will be reading). The people Isaiah was writing to did not think God saw the bad things that were happening to them. Isaiah is going to tell them about how God never grows tired, and how this can help them trust Him. Let's turn on our listening ears and turn off our mouths (demonstrate) so we can discover something new about God and get to know Him more! Read Isaiah 40:27-31 State: In these verses, Isaiah told the people of Israel, God's people, that if they wait or trust in God, He will give them new strength. This new strength comes from God. It is His strength that He gives to His people when they trust in Him. And what do we know about God's strength? (if they don't remember the special sentence, remind them) God's strength is everlasting!

3. State: Because God's strength is everlasting, we can go to Him and ask for His strength when we feel weak. When we trust in His strength and not our own, we will "mount up on wings like eagles, run and not grow tired, walk and not grow weary." Share a personal story about a time in your life when you trusted in God's strength, He provided it for you, and helped you get through. If you have pictures or visuals that you can use as part of the story, this will have an even greater impact on the children's understanding. (For example, if the story is from when you were a lot younger, have a picture of yourself at that point in time.) State: God will provide His strength to each of us when we ask Him and trust in Him as our Everlasting God. We are going to praise God together through song for who He is.

4. Let's pray together, asking Him for strength and praising Him for being our Everlasting God! (Allow to pray creatively and voice your praise of God openly for His strength.)



TERM ONE LESSON SEVEN: EASTER

See Lesson Plans Teacher's Guide 1

TERM ONE LESSON EIGHT: EASTER

See Lesson Plans Teacher's Guide 1

TERM TWO LESSON ONE: KNOWING JESUS AS IMMANUEL

Scripture: Isaiah 7:14; 9:1-7; Matthew 1:22-23

Learners will begin to understand why Jesus came to earth and will know He is God.

Resources: heavily stained cloths or clothes, tubs of water, methods of cleaning (scrubs, soaps, etc.); soft blanket; each child's name written on a sheet of paper with the meaning of their name on the back. Hide them throughout the classroom.

1. Have stained cloths and tubs of water on a table with towels underneath ready for the children.

State: Oh my! Someone left all of these dirty cloths out! Would you please help me wash them?

As they attempt to wash the cloths, continue to offer different methods of cleaning, such as using a sponge to scrub or a brush using different types of soap.

As they are finishing up, state: Today we are going to learn how our hearts can become dirty and stained just like these cloths and there is nothing we can do to get the stains off. But, I know someone who can make our hearts clean again, and I want to tell you all about Him!

2. State: Let's go over to my blanket and get ready to hear something very special. Everything I am about to say comes from the Bible (hold it up). The Bible is God's Word. He wrote it, so we know everything in it is true. Turn on your listening ears and turn off your mouths so I know you are ready to hear this important truth. Are you ready? (The following paragraphs are very important but may be difficult for the learners to follow. Speak slowly and strongly. If they have a question, be sure to answer them.)

State: God is perfect. He is holy. We are not perfect or holy. God gave us a set of commands to obey to help us follow Him and honour Him, but we could not keep these rules because we are not perfect. What types of rules do you have trouble obeying at home? (Give time for answers; if they have trouble, help them think of possibilities.)

State: When you do not obey at home, sometimes you are punished or something you like is taken away. When we do not keep God's commands, it is called sin. All of us sin because it is impossible for us to obey all of God's commands all of the time. Do you ever have a day where you never do anything wrong? I know I don't! When we sin, our hearts become dirty and stained. There is nothing we can do to make them clean, just like we couldn't get the stains out of the cloths we tried to wash.

State: Our sin separates us from God, makes us far away from Him. A very long time ago, before anyone you know was born, God promised His people that the Messiah would come, a perfect King who would rule forever with justice, truth, and mercy. The Messiah would make it possible for us to not be separated from God anymore. He would allow us to be close to God again. He would be the only one who could make our hearts clean from sin. This promise is in the Bible, in the first half called the Old Testament.

State: God kept His promise; He had a special plan. God's special plan was to come down to earth as a human, born as a baby just like you and me. This baby would grow up and die for us. His name is Jesus

Christ. He is the Messiah, the one who God promised would come. He has many different names, and the names of Jesus help us to know more about who He is. We will learn one of Jesus' special names today.

3. (Have a list of the names of the children in your class and their meaning. For example, my name is Kara; Kara means pure. If you cannot find this out, just hide names without meanings) State: Before I tell you Jesus' special name, we have a game to play! I have hidden your names all throughout the room. It is your job to find your name and then come and sit back down. Ready...set...go!

State: Sometimes mums and dads name their children names that have a special meaning to them. Today we are going to see what your names mean! Would you like to do that? Okay, then everyone, turn over your paper and let's see what's on the back!

Hold up each child's name and read the back out loud to the class. For example, "Kara. Kara's name means pure. That is a very special name. Aaron. Aaron's name means... That is a very special name..."

State: Who is ready to learn Jesus' special name? (Hold up the paper with "Immanuel" written on it.) Does anyone recognize this letter? (point to the 'I'). This is an /i/ sound. Jesus' special name is Immanuel. Immanuel means God with us. God gave us this special name for Jesus so we would know He was God with us on earth. Jesus is Immanuel. Can you say it with me? Immanuel. God with us. Immanuel. God with us.

State: Before Jesus was even born, God told Isaiah to tell His people about a sign that would let them know the Messiah had come. Isaiah said, "Therefore the Lord Himself will give you a sign: Behold, a virgin will be with child and bear a son, and she will call His name Immanuel."

4. Ask: What does Immanuel mean?! God with us! Because of Jesus, we can pray to God whenever we want. He is always near. Let's pray together and thank God for coming down to earth so that He could always be near to us. If there is time, sing a worship song together.

TERM TWO LESSON TWO: THE BAPTISM OF JESUS

Scripture: Mark 1:9-11

Jesus is baptized in obedience to God; He is revealed as God's Son. We can believe Jesus truly was God's son; baptism is a response of obedience to God.

Resources: doll and bowl of water; paper and drawing materials.

Begin today's time with the learners in worship through song.

1. Go and look at signs you may have around your school or classroom. State: What are these? These are signs. Signs usually tell us something important. What does this sign mean?

State: So, signs have very important messages. Today we will be learning about some important signs in the life of Jesus. They will help us to know Him more and see what happened while He was here on Earth. Who is Jesus? Immanuel, God with us!

2. We will come to know Jesus more today by reading in the book of Mark. A man named Mark wrote this book so we would know who Jesus is and what He has done for us. The book of Mark is in the Bible (hold up your Bible). This is the Bible. It is God's Word. He wrote it, so we know everything in it is true.

Two thousand years ago, a long, long time ago, before anyone you know was even born, God came down to earth. We know God came into the world as a baby, right? But Mark begins writing about Jesus when He was a grown-up. God sent a man named John to preach to people about being forgiven of

sins, the things we do against God. When people would come to confess their sins and be forgiven, John would baptize them (demonstrate baptism with a doll and a bowl of water). Baptism is like a sign. It tells people something very important. Baptism is an outward sign of what Jesus has done for us by dying on the cross. Because of God's love and mercy, He came to Earth as a human and died for our sins but did not remain dead! He rose from the dead so that we may rise out of our sins and live for Him. When we believe, repent of our sins, and trust in Jesus for forgiveness, we may be together forever with God and have a relationship with Him here on earth.

The first story Mark tells us about is the baptism of Jesus. We will read Mark chapter 1 verses 9-11. Turn off your mouths and turn on your ears (demonstrate) so we can listen and come to know Jesus more! "In those days Jesus came from Nazareth in Galilee and was baptized by John in the Jordan River. Immediately coming up out of the water, He saw the heavens opening, and the Spirit like a dove descending upon Him; and a voice came out of the heavens. 'You are My Beloved Son; in You I am well-pleased.'"

Jesus was perfect. He never sinned. Did He need to be baptized? No! Jesus wanted to be obedient to God the Father in every single way. Though He did not have to be baptized, He chose to be baptized in order to show everyone that He was following God and being obedient to God the Father.

What happened right after Jesus was baptized?? (Give time for answers.) The sky opened up and a voice spoke. Whose voice do you think that was?? (Time for answers.) It was God the Father's voice. Through speaking, He was giving everyone a sign that Jesus was His Son. So, Jesus' baptism had three very important signs. Can you count the three signs? Number one (hold up one finger): It was a sign of obedience. Number two (hold up two fingers): It was a sign that Jesus was a follower of God. Number three (hold up three fingers): It was a sign that Jesus was God's Son through God speaking.

After Jesus was baptized, he began His ministry on earth. He taught people about God and performed miracles to reveal to everyone who He was. We'll be learning about Jesus' ministry on earth, everything that He did and said from the book of Mark in the Bible.

3. Remember, when you see someone today baptized, it is a sign too. It is a sign that tells people we believe in Jesus and trust in Him to forgive us of our sins. It shows people our hearts have been washed clean and we are ready to live a new life in obedience to God. Being baptized is also a way we obey God, just like Jesus did. Baptism is very important and a very special event.

God wants us to know too that Jesus was not just an ordinary man. He is God's son, Immanuel, God with us. I want us to draw a picture of what we have heard today. Whatever way God has spoken to your heart through my teaching from the Bible, I want you to draw it out. (If they want ideas, remind them that Jesus was baptized in a river, the sky opened up and the Spirit of God came down like a dove, or they could draw a picture of someone they saw baptized or create a sign to help them remember what they have learned.) Allow plenty of time for learners to draw.

4. State: Because Jesus came, died, and rose from the dead, we can pray to God whenever we want. God loves to hear our voices lifted to Him in prayer. Let's pray to Him now together! (In your prayer, be sure to affirm Jesus as God's Son. Praise Him openly for who He is. Encourage the children to pray as you enjoy God's presence together. Also encourage them to pray to Him aloud or silently all throughout the week whenever they would like.)

TERM TWO LESSON THREE: JESUS WAS TEMPTED

Scripture: Mark 1:12-13

Jesus is fully man and able to be tempted. He resists temptation by Satan and is revealed as perfect and blameless. Because Jesus was tempted, He knows what it feels like to be human. We can look to His example to resist temptation and turn to Him for comfort and strength.

Resources: soft blanket; pieces of banana; lollies

1. Begin with the children seated at the table. Pass around a tray with pieces of banana lined up on one side and lollies on the other. Tell the children to only take a piece of banana, but not any of the lollies. Turn around for a few moments. After they have passed around the tray, ask, did any of you want to take the lollies? Did any of you take a lolly when I wasn't looking? (If they did, ask them to please return it to the tray.) State: When you really wanted to take the lolly, the feeling you felt is called temptation. Many times, we are tempted to do things that would be disobedience and sin.

We are tempted because we are human. We sin because we are human. Sin is very serious. Any time we disobey, whether it is our teacher or our parents, we are not just sinning against them. We are sinning against God. State: We have learned that Jesus is fully God and that Jesus is God the Father's Son. Today we are going to come to know Jesus as being fully human, just like you and me. He was tempted to sin, just like we are tempted every day! (Lead the children to sit on a soft blanket on the floor in a circle.)

2. We are going to come to know Jesus through reading out of the Bible. The Bible is God's Word. He wrote it, so we know everything in it is true. (open up the Bible to Mark). We will be reading two verses out of Mark today. Mark, chapter 1, verses 12 and 13 (show them the numbers and the letter M for Mark). Turn on your listening ears and off your mouths so we can pay attention to what God wants us to learn today! (Demonstrate.) Read Mark 1:12-13: "Immediately the Spirit sent Him out into the desert, and He was in the desert forty days, being tempted by Satan.

He was with the wild animals, and angels attended Him." Let's pray together to ask God to help us understand His Word and come to know Him more. Right after Jesus was baptized, God's Spirit came upon Him and led Him to the desert. While He was in the desert, God allowed Satan to tempt Him. Does anyone know who Satan is? (give time for answers) Satan is God's enemy and the enemy of every Christian. Satan does not want anyone to come to know God and follow Him. He especially did not want Jesus to come to know God because He knew that Jesus was not an ordinary man. He tried to get Jesus to disobey God while He was in the desert. Jesus had not eaten for forty days or forty nights. That's a really long time! He was hungry and tired. Satan knew Jesus' body was weak, so he thought he could get Jesus to sin. But Jesus knew God and knew His Word. Instead of listening to Satan, He proclaimed what He knew from Scripture (hold up the Bible) to be true. He obeyed God instead of listening to Satan. He knew Satan is a liar and pretender. Satan would say and do anything to get Jesus not to listen to God.

3. State: Because Jesus was hungry and tired, we know He was fully human. Jesus chose not to sin, even though Satan tempted Him in many ways. We do give in to sin. We say something mean or disobey our parents, which means we also disobey God. Jesus never gave into sin. As a man, He was perfect! Because He was without sin, He was able to become our sacrifice. He took our sins on Himself when He died on the cross so that we could be forgiven of our sins, come to know God, and follow Him. State: Satan still tries to tempt us today and get us to disobey God. We cannot see him, but God's Word says he is like a lion, crouching and seeking someone to devour, seeking to turn us away from God. State: Sometimes God puts us through really hard times, times where He allows Satan to tempt us. We can choose to be faithful and obey like Jesus or sin. (Share a short personal story of a time when this was true in your life.) Many times, after or even during a hard time, God provides us with His comfort, just like He provided Jesus with comfort through His angels. God never leaves us. He is always here, even if it feels like He isn't. And we can always remember that Jesus has been through temptation too. He is our example. He also knows what we are feeling and can give us the strength to choose to obey God. There are many things we can do to help us to follow Jesus' example and obey when we are tempted with sin. Talk about praying, singing praises, reading the Bible, talking to someone wise to help us.

4. State: Just like Jesus, we can proclaim God's Word in order to help us not sin. When we know God's

Word, He provides us with strength to obey. State: Praying to God often also allows us to gain God's strength to not sin. I want you to remember to pray every day, no matter where you are. God can always hear you, and He wants to hear to! Praying aloud is especially helpful. Many times, when I pray aloud, I can feel God's strength entering into me as I pray.

TERM TWO LESSON FOUR: JESUS CALLS HIS DISCIPLES

Scripture: Mark 1:14-20

Jesus announces the Good News and calls men to follow Him. Jesus desires for us to follow Him today and spread His Good News.

Resources: Simple Bible time outfits for each child made out of brown sheets, old cloths, paper bags, etc. The sea of Galilee (made out of blue paper with fish or use a real tub of water with plastic fish), nets for fishing, soft blanket.

Before the children arrive, have the Bible outfits ready and the Sea of Galilee created and ready for fishing!

1. State: I have a special surprise for everyone! Each of you are going to receive a Bible times outfit. We will do a roleplay. In today's lesson from the book of Mark (hold up your Bible, showing them the book), we are going to learn about how Jesus called men to follow Him. He calls each of us to follow Him too! We will put on our outfits and pretend we were one of His followers while He was here on Earth. We can pretend we are hearing Jesus teach just like His followers heard Him teach. Are you ready to follow Jesus through the book of Mark? (Pass out an outfit to each child.) Everyone, gather around me on our soft blanket as we get ready to hear what Jesus told His followers such a long time ago!

2. State: I am going to tell you about what happened right after Jesus was tempted in the desert. Did Jesus sin when He was tempted by Satan? (No!). In Mark chapter 1, verses 14-20 Jesus begins proclaiming the good news of God! He told everyone that the kingdom of God is at hand, the time had come to repent (turn away) from their sins and believe the Good News. God's kingdom was at hand because Jesus is the one true King. Everyone who chose to believe what He said and follow Him would one day be a part of His kingdom! This is the Good News! State: As Jesus was walking along the Sea of Galilee, He saw a man named Simon and his brother Andrew. Who would like to pretend to be Simon and Andrew? (if many children would like to play these parts, they may take turns). Andrew and Simon were fishermen. They were throwing nets into the sea, trying to catch fish. (Hand the children a net.) Can you pretend to catch fish in the sea? State: Jesus called out to Simon and Andrew, "Come, follow Me, and I will make you fishers of men!" Ask: Now what is a fisher of men?? Does anyone have any idea what Jesus meant? (Let them guess.) Jesus meant that instead of catching fish, they would begin to proclaim the Good News and invite people to repent of their sins, believe in Jesus, and follow Him. It would be like catching people instead of catching fish. So, Simon and Andrew (referring to the children), "Come, follow Me, and I will make you fishers of men!" What are you going to do Simon and Andrew?? (Hopefully they choose to follow.) That's right! Simon and Andrew immediately left their nets and followed Jesus. State: When Jesus, Simon, and Andrew had gone a little farther, Jesus saw James and his brother John. What do you think they were doing? (Fishing!) They were getting ready to fish too. Who would like to pretend to be James and John?? (Choose some children, allow them to take turns.) Here are your nets (Hand them nets that are folded up.) You have to prepare your nets to fish, so try to get them all spread out. As James and John were preparing their nets, Jesus called out to them to come and follow Him. What should you do James and John? Right! They also left everything behind and followed Jesus just like Simon and Andrew! Ask: Why do you think these men knew they should follow Jesus? (Time for answers.) God gave these men the desire to follow Jesus!

3. State: Jesus calls each of us to follow Him too. Even though He is not here as a human anymore, we can still follow Him as our King because He is watching us from heaven and can live in us by his Holy spirit if we ask Him to. If we have the choice, usually we choose wrong and sin. But God can give us hearts that want to follow Him! Ask: Does anyone know ways we can follow Jesus? (Give time for answers.) We can follow Jesus through reading His Word (hold up the Bible), memorizing His Word, going to church, praying, and loving Him with all of our hearts, souls, and minds. State: Following Jesus also means looking to Him as an example. In the game Follow the Leader, you follow the example of the person who is the leader. We are going to play a game of Follow the Leader now! (If the children do not know how to play, take some time to explain.) State: Okay, let's sit back down! Jesus is our leader (our King), and just like you followed the leader in this game, He wants us to follow His example in things we do each day. We can only follow Jesus' example when we know who He is, what He did, and what He has taught us. What are some things you know about Jesus that we can follow? (Examples: loving all people, kindness, obedience, knowing Scripture, telling other people the Gospel.) State: You are called to follow Jesus our King, and you can follow Him each day of your lives! We can't do it perfectly, but when we ask God through prayer to help us, He will always provide us with the strength to follow Him. I encourage you to not use the traditional "bow your head, close your eyes" method every time, but to try praying in different ways like lifting up your heads and/or hands, bowing down with your whole bodies, kneeling.

4. Let's go to Him and pray now! Would anyone like to pray? (Praise God for who Jesus is and ask Him to give you hearts that want to follow Him. Allow the children to pray after you.)

TERM TWO LESSON FIVE: JESUS REVEALS HIS POWER / AUTHORITY

Scripture: Mark 1:21-34

Jesus teaches in the synagogue with authority; He casts out demons and heals the sick. Jesus has all authority in our lives today; He is God.

Resources: Bible outfits; an area chosen for Simon and Andrew's house, and pretend food for serving.

Before the children arrive, have the Bible outfits ready along with supplies for the re-enactment of Mark 1:29-34 (God Revealed)!

1. State: Let's put on our Bible outfits and do a roleplay and get ready to follow Jesus in His ministry on Earth! Last week, we saw Jesus call His first followers to Himself. We pretended to be those followers. These men went everywhere with Jesus! Today, we will continue to pretend we are His followers when He was on Earth. Jesus will begin teaching and preaching to many people today. He is going to show us who He is, but we have to listen and watch carefully so we can truly understand who He is. Ready?

2. State: Jesus began teaching in the Synagogues. Can you say Syn-a-gogue? A Synagogue is like a church. The Jewish people would gather there to pray, worship, and learn Scripture. When Jesus went to the Synagogue to teach, the people were amazed! Let's pretend we just heard Jesus teach in a Synagogue. What would our faces look like if we were amazed? They had never heard anyone teach like Him before, with authority and power. Jesus healed a man (made him well again) in the Synagogue, casting out an evil Spirit from him. Even evil obeyed Jesus because He had authority! The people were so amazed, that everyone began telling everybody about this man named Jesus. This section can be acted out by the children (Mark 1:29-34).

There are six main roles. If there are quite a few children, you can have them play parts of the many people who came to Jesus for healing. Keep it simple but allow the children to have fun and interact with the Scripture. Explain to them that they will be acting out what happened. As you read each



event, allow them to act it out. Here is a summary of the Scripture: After they left the Synagogue, Jesus, James, and John went to Simon and Andrew's house. Simon's mum was very sick with a fever, but when Jesus took her by the hand and lifted her up, the fever left her! She was immediately well and served them as if she had never been sick! (The learner playing the mother-in-law can serve the pretend food.) That night, the whole city came to the door with all of the sick and people who had evil spirits in them. Jesus healed many of them!

3. Lead the children to sit on the floor on a soft blanket. State: Everyone was amazed by Jesus, but they still did not know who He was. Who do we know Jesus is? (The Son of God, God!) Right! Jesus was showing them who He was by showing them His authority, but they did not understand. Ask: Who do you know in your life who has authority? (may need to explain the term) If someone is in authority over you, that usually means we listen and obey them. Your parents have authority over you. When your mom or dad tell you to do something, you should obey. Your teachers have authority over you.

Policemen have authority over many people. There are many people in the world who have authority, people who we need to obey. State: Jesus could heal the sick and command evil because He has ultimate authority. That means no one on earth has authority over Jesus. In fact, He has authority over all of creation! Over you and me, over all the animals, and even the mountains and oceans. He is King over all! Jesus has authority because He is God. The Scripture we heard today reveals to us again that Jesus was not just a man who could do special things. He is God, and He has authority over all! We obey Jesus because of who He is. The people He taught and healed did not realize who Jesus truly was, but we do. State: Jesus wants us to be amazed by Him too. We were pretending today to be His followers from the past, in Bible times. But we are also His real followers each and every day! Jesus wants us to be amazed by Him not just because of the wonderful things He did, but because He is God and He deserves our worship and praise. He still does this things today. He heals and delivers people. Let's sing to Jesus now and be amazed at who He is! Worship through song: You Are by Mark Roach or other praise songs that you know. The lyrics for this song can be found in the introductory lesson to this term, Knowing Jesus as Immanuel.

4. State: We can follow Jesus through striving to obey Him every day. He is our ultimate authority, and when we love Him with all of our hearts, He helps our hearts want to obey Him. Let's pray to Him now to give us hearts that want to obey Him.

TERM TWO LESSON SIX: JESUS PRAYS

Scripture: Mark 1:35-39

Jesus prays in a secluded place, revealing that He is fully human; He continues to preach throughout Galilee. We can follow Jesus' example through spending time alone in prayer to God.

Resources: Bible outfits; soft blanket.

Before the children arrive, have the Bible outfits ready.

1. Pass out the Bible outfits and have the children put them on. State: Today someone is missing, and we are going to find them! Let's sit down in a circle together and get ready to find out who it is!

2. Gather the children around you on a blanket. State: Today our story is from Mark chapter 1, verses 35-39 (show them in your Bible the numbers). Remember that we are pretending to be Jesus' followers from the Bible. Last night (last week's lesson), there were lots of sick people who came to be healed. Jesus revealed His authority by healing many of them! The Bible says that the whole city came to their door! That is a lot of people! State: But, when we wake up the next morning, Jesus is missing!! We cannot find Him. He is not in the house! Let's pretend we are looking around to find Jesus! (Allow all of

the children to get up and begin “searching” for Jesus). State: Hmmm.... Maybe we should look in the Bible and see if it tells us where Jesus is! (Pretend to be looking hard into the text.) Aha! Here it is! The Bible says, “In the early morning, while it was still dark, Jesus got up, left the house, and went away to a secluded place, and was praying there.” What does ‘secluded’ mean?? Does anyone know?? (Provide time for answers.) Secluded means it was a place that was private, maybe even hidden. It was a place where Jesus could be all by Himself. Why do you think Jesus wanted to be all alone? (Provide time for answers.) Remember that though Jesus was fully God, Jesus was also fully human, just like you and me. Sometimes when we are around lots of people for a long time, we get tired. And it is also very hard to spend time with God when there are always lots of people around. Perhaps Jesus needed time to gain strength through praying to God. He also knew how important it was to spend time alone with God, just being with Him.

Whatever Jesus was praying to God about, we know He came away ready to continue obeying God through spreading His Good News! The Bible tells us that when we found Jesus, we told Him that everyone was looking for Him. Let’s say together, “Everyone is looking for you!” One, two, three, “Everyone is looking for you!” Jesus told them, “Let us go somewhere else to the town nearby, so that I may preach there also. That is what I came to do.” So, they did! Jesus’ followers, Simon, Andrew, James, and John followed Jesus wherever He went. Jesus preached in many towns, proclaiming the Good News, that God’s kingdom was near. People needed to turn away from their sins (repent) and follow God so they could become part of His kingdom! This is why He came to Earth, and He was continuing to be obedient to God the Father through telling everyone the Good News.

3. State: It is very important for us to have alone time with God. This helps us get to know Him more and more. Praying alone is a time where we can be with God. If we never spend time with God, we can never know Him as our friend or as our heavenly Father. Since we are fully human, like Jesus was, we also need to pray to God in order to receive strength, comfort, and love, which helps us make it through each day.

God loves to hear your prayers, and He is always ready to listen, no matter where you are or what time it is! State: Today I am going to give everyone the chance to pray like Jesus did, by Himself. I want each of you to find a place in the room where you can sit all by yourself. I want you to spend at least 3 minutes praying to God about anything you want. Share with Him your heart. He wants to know all about what is going on in your life. You can also praise Him for who He is and what He has done. (Help each child find a place by themselves around the room. If some children are still praying after 3 minutes, allow them to continue for however long they would like. Conclude your time by bringing them all back together on your blanket and praying out loud.)

4. State: Let’s praise God together now and show Him how much we love Him through our words.

TERM TWO LESSON SEVEN: JESUS CLEANSSES A MAN WITH LEPROSY

Scripture: Mark 1:40-42

Jesus cleanses a leper, revealing His heart of compassion and deeper purpose. Learners will know our God is a God of love and compassion, grace and forgiveness.

Resources: Bible outfits; soft blanket.

Before the children arrive, have the Bible outfits ready.

1. Pass out the Bible outfits and have the children put them on. We will do a roleplay. Have them sit down around you on the floor on a blanket. Ask: Have any of you ever been so sick that you were not allowed to be around other children? (Allow time for answers.) When you are not allowed to be around



other children or even your family members, it means you are contagious. Can you say contagious? Contagious means that your sickness can spread to other people if you are near them. State: Today we are going to experience something amazing. We are going to enter into the story found in Mark chapter one (show them in your Bible). It is going to be a very serious lesson for all of us about Jesus and a man who was very contagious. I need you to be ready to listen and learn. Are you ready to follow Jesus and come to know Him more today?

2. Know this section as well as you can without looking at the lesson. Speak slowly and strongly. Allow the children time to process and think through your words. You may even pray aloud before beginning for God's Spirit to work in their hearts. Have your Bible open to Mark 1:40-42.

State: The Good News of the Kingdom of God was spreading everywhere! The power and authority of God within Jesus was clear as He preached and healed. Today we are going to see Jesus change one man's life. We are going to see how great His love and compassion are. We are going to see that the Good News is all about Jesus' power, authority, love, and compassion. State: The man who is changed by Jesus in today's lesson had a horrible disease. It had no cure and was very contagious. This disease is called leprosy, and people with leprosy were known as "lepers". The disease causes them to have sores all over their body. People who had leprosy were also called "unclean" and were not allowed to be around the "clean" people because the disease was so contagious. They had to leave their families and live with other lepers. No one would dare touch or get close to a leper. How do you think lepers felt? (Give time for answers.) They were probably very lonely and had no hope of every being healed. The disease would eventually cause them to die. State: Instead of acting out the story today, I want you to close your eyes and listen closely to what happened. (Speak slowly and softly.) Pretend you are this leper. You have no friends, you cannot be with your family, and no one has touched you or been near you in a very long time. You hear about a man named Jesus. Jesus heals the sick, He casts out evil, He preaches with authority. You believe in Jesus' power. So, you come to Jesus, you fall on your knees before Him and say, "If you are willing, you can make me clean." You believe with all of your heart that Jesus can make you clean, but you know He does not have to and you do not deserve it. So, will He...Will He? (Have a moment of silence for them to consider what Jesus will do.) Suddenly, you feel Jesus' hand touch you. He touched you! Then He begins to speak. He says, "I am willing; be cleansed." Immediately, your body feels stronger. You look down and your leprosy is gone! You were healed, made clean by the hand of Jesus. He touched you. He cleansed you. State: Open your eyes. This is exactly what happened to the leper in Mark 1:40-42.

3. State: Our God is a God of power. Our God is a God of love and compassion, grace and forgiveness. In today's lesson, we see that Jesus has compassion on this leper. He reaches out His hand and touches a man who no one else will touch. In His love and compassion, He chooses to make Him clean. Through this story, we see more of what Jesus' Good News is all about. It is about God's power and authority, but it is also about His purpose to use this power to heal, to make the broken whole, to cleanse the sinners and make them new in His great love. State: All of us are sinners. Our hearts are dirty, unclean with sin. No matter what we do, however bad and ugly it is, Jesus desires to reach out, touch us, and make us clean in His love. This is called grace. He freely provides us with His forgiveness and cleansing, even though we do not deserve it. Because Jesus came and died on the cross, all of us are able to receive His forgiveness, His cleansing. Always remember you can approach Jesus, and He will not withhold His love and forgiveness from you ask him to heal sickness. Our God is a God of love and compassion. There is no one whose love is greater than God's love for us. Let's praise Him for His love today. Sing praise songs together.

4. We always need to remember how great His love is for us! Let's pray to Him now, thanking Him for His great love, compassion, and forgiveness. (Allow the children to pray to God if they would like. Pray for them and yourself, that God would help you to believe in His great love and trust in His power and

desire to cleanse us from our sin.)

TERM TWO LESSON EIGHT: JESUS FORGIVES AND HEALS A PARALYTIC

Scripture: Mark 2:1-12

Jesus forgives and heals a paralytic, demonstrating His authority from heaven and on earth. Jesus has complete power to forgive us of our sins.

Resources: Bible outfits; soft blanket

Before the children arrive, have the Bible outfits ready.

1. Pass out the Bible outfits and have the children put them on. Have them sit down around you on the floor on a blanket. Ask: Does anyone know what it means to be paralysed? (time for answers). If a person is paralysed, it means they cannot move. Some people can be paralysed in specific places, like their legs, but some people are paralysed everywhere. They cannot move any part of their body, and they have to have others take care of them all of the time. A person who is paralysed is called a paralytic. Can you say that with me? Paralytic. State: Today a man is going to be in the story who is a paralytic. I need you to be ready to listen and learn so I can see if you can catch me when I say the word "paralytic". Are you ready to follow Jesus and come to know Him more today? 2. State: Today we are going to go to hear Jesus preach. Imagine that this room is the place where Jesus was preaching. So many people came to hear Jesus speak that there was not any room for anyone else to even come through the door! While we are listening to Jesus speak, all of a sudden, someone starts digging a hole in the roof (point up, and perhaps explain that their roofs were made out of dirt and such back then)! We see four men carrying another man. He is lying on a mat. They lower him through the hole. This man is a paralytic! What is a paralytic? (See if they remember.) His friends wanted to get to Jesus because they had faith, they believed, that Jesus would be fully able to heal him! Since they could not get through the door (point to the door), they lowered him through the roof! What do you think Jesus said after this happened? (Give time for answers.) State: After seeing the paralytic's faith, Jesus tells the him, "Son, your sins are forgiven." Wow. Jesus does not choose to heal the man's body first; He chooses to heal his heart. Having Jesus' forgiveness and cleansing from sins was a much greater gift to this man than having Jesus heal his body. But when Jesus said this, some men got upset. They believed Jesus was just an ordinary man; they did not believe He had the power to forgive sins, so they thought He was a liar. In their hearts, they thought, "Who can forgive sins but God alone?" How would you answer these men if you had been there? (Give time for answers.) State: We know that Jesus is God. He does have authority to forgive sins. Jesus heard what these men were thinking (He can always hear our thoughts) and so that these men would know He had authority to forgive sins, He said to the paralytic, "Get up, pick up your mat, and go home." What do you think happened next? The man who was a paralytic got up, picked up his mat, and walked home! State: Everyone was amazed at what they saw. Can you show me amazed faces? They all glorified God for this miracle, for they had never seen anything like it. What they didn't realize, was that Jesus forgiving this man's sins was even more amazing than allowing him to walk. Let's glorify God now together because we know how amazing it is that God can forgive us of all of our sins and make our hearts clean.

3. Stand up and let's praise God together! (Feel free to choose any songs you know to praise God.)

State: God came down to earth so that we would be able to have complete forgiveness of our sins and have a relationship with Him. This lesson from Mark shows us how Jesus first demonstrated His authority on earth. He was showing everyone who He truly was. It is an amazing story! The paralytic and his friends believed in Jesus' power. But some men did not. Jesus showed everyone who He is that day, but some still did not believe Jesus (which we will find out later as we journey with Jesus through

Mark.) State: Jesus continues to offer His forgiveness to all of us who come to Him, believing He is God, and trusting Him to make us clean. When we believe and trust in Jesus, we have faith in Him. Jesus loves you. He wants to know you, and He wants you to know Him. Every time you learn something new about Jesus, you are coming to know Him more and growing in your faith.

4. Another way we can come to know Jesus more is through praying to Him. He loves to hear your voice! Let's pray together now. Encourage the children to pray out loud and be an example to them with your prayer. Pray for each of them and yourself, that you would all remember the truths you heard in the lesson today and come to know Jesus more.

TERM THREE LESSON ONE: JESUS CALLS THE TWELVE DISCIPLES

Scripture: Mark 3:13-19

Jesus calls the twelve to Himself. Jesus calls us to follow and know Him today.

Resources: Bible outfits; soft blanket.

****Before the children arrive, have the Bible outfits ready.**

1. After the children get their Bible time outfits on, gather them around you on a blanket. Today we are going to begin in praise to Jesus, our King. Choose any songs you like to praise God.

State: Today we are going to learn more about our King of Glory through the book of Mark. Where is the book of Mark found? (In the Bible!) That's right! And the Bible is God's Word. He wrote it, so we know everything in it is true. We will be journeying with Jesus in Mark chapter 3, verses 13-19 (show them the numbers in the Bible.) I hope you are ready to come to know Jesus more today! Can you show me you are ready by turning on your ears and off your mouth? 2. State: Jesus went up to a mountainside and called to Himself twelve men. Can we count to twelve together? One, two... Are there twelve of us here today? (Count out the children in your class. Even if there are not 12 children, allow them to pretend to be the men that Jesus called. They can stand on one side of the room as you (Jesus) call them to yourself. After you act this out, sit back down together.) State: He called these men so that they may be with Him and so that He could send them out to preach. They were His closest followers or His disciples. Some of these men we have learned about. Peter, James, and John were the first three that followed Jesus. They were fishermen. These twelve men were with Him all of the time. What do you think these men could have learned from Jesus as His closest followers? (Allow them time to think and brainstorm.) More than anyone else, these twelve men were able to see who Jesus truly was.

They were friends with God! State: Now Jesus had a purpose for calling these men to be His closest followers. Jesus has ultimate authority because He is God. As God, He also gave His twelve disciples authority on earth to teach and perform miracles (like healing the sick). Jesus trained them and prepared them for the time when He would no longer be on earth. Most of these men continued to spread the Good News about Jesus all over, so that everyone could hear the truth, believe in Jesus, and follow Him. We are going to hear more about Jesus and His twelve followers (disciples) as we journey through the book of Mark together.

3. Ask: Do you think we can know Jesus as well as His twelve disciples knew Him? (Time for thought and answers.) State: Because Jesus died for our sins, we can now know Him just as well as His twelve followers! He calls us to follow and know Him just like He called His twelve disciples! We may not be able to follow Jesus as a human here on earth, but we can talk to Him through prayer all the time, know Him through hearing, reading, and learning His Word (hold up your Bible), and follow Him by obeying His Word. You see, before Jesus died, our sin separated us from completely from God. When Jesus died on the cross, He took the punishment of our sin on Himself. He offered us complete forgiveness

and the opportunity to know Him as our Saviour, our King, and our friend. Tell a personal story about how you learned to follow Jesus and how you came to know Him as a friend. Ask: So, can you tell me some ways you can follow Jesus in your own life and know Him as well as the disciples?

4. Let's pray to God together. Does anyone have anything they would like to talk to God about today? (Time for answers.) Let's seek Him through prayer together.

TERM THREE LESSON TWO: PARABLE OF THE SOILS

Scripture: Mark 4:1-20

Many will hear the Word, but only those who allow it to take root deep within their hearts will produce a crop. Many of us hear the Word regularly, but we must choose how we will respond. Only allowing the Word to take root deep within us will cause it to produce a crop.

Resources: Bible outfits, some seeds, bag of soil, boat (can be cut out of paper and taped to the floor); hearts drawn on construction paper with Mark 4:20 written on them for the children to cut out.

****Before the children arrive, have the Bible outfits ready.**

1. Put on Bible outfits! Show the seeds. Ask (leaving time for answers): What are these? (Put a few in each child's hand so that they can feel and look at them.) What do seeds need to grow? (Water, sun, good soil) Soil is very important for seeds to grow (hold up a bag of soil and show them what it looks like. Allow them to feel it as well. Have water ready in case it sticks to their hands.) If a seed is not planted in good soil, it cannot grow. State: Today we are going to hear a parable that Jesus told to a group of people that focuses on seeds and soil. Do any of you know what a parable is? In the Bible, a parable is a story about something here on earth that is told to explain truth about God and/or about us. Parables always have something for us to learn in them. State: Before we hear what Jesus has to say, we have to go to where He is! (Lead them to the boat/shore area.) You are going to be part of the huge crowd that was coming to hear Jesus teach. There were so many people, that Jesus had to get in a boat to teach them! (Climb into your boat.) Gather around me behind the shoreline. Are you ready to see if you can learn from this parable?

2. Draw pictures of each type of soil as you go through the story. State: "Listen! A farmer went out to sow his seed. As he was scattering the seed, some fell along the path, and the birds came and ate it up. Some fell on rocky places, where it did not have much soil. It sprang up quickly, because the soil was shallow. But when the sun came up, the plants were scorched, and they withered because they had no root. Other seed fell among thorns, which grew up and choked the plants, so that they did not bear grain. Still other seed fell on good soil. It came up, grew and produced a crop, some multiplying thirty, some sixty, some a hundred times! Whoever has ears to hear, let them hear." (NIV) State: Now sometimes these parables can be hard to understand. In fact, after most of the crowd had left, Jesus' twelve disciples and a few others asked Him what it meant. Jesus chose to explain to them the meaning of the parable because He greatly desired for them to understand His truth. He desires for us to understand His truth as well. Are you ready to listen carefully and see if you can understand the meaning behind this parable? State: The seed is the Word of God. Some people are like the path (point to the picture). As soon as they hear the Word of God, Satan comes and takes it away like the bird took away the seeds in the parable. Others are like the seed sown on the rocky places (point to the picture). They hear the Word and believe it with joy. But they have no root, and when trouble comes their way because of the Word, they quickly fall away from it, just like the sun scorched the plants of the seeds in the parable. Still others are like the seed sown among the thorns (point to the picture). They hear the Word and believe it, but the worries of life and the desire for money and other things choke the Word, making it unfruitful, meaning it cannot grow. Others are like the seed sown on good soil. They hear the

Word, believe it, and produce a crop or fruit, some thirty, some sixty, some a hundred times what was sown (point to the picture of the crops)!

3. State: God is so good! He has given us His Word freely, so that we may know Him. When we hear the Word of God, it is like a seed being planted in our hearts. Our hearts can have any of these types of soils. What type of soil do you think God desires for you to have? (Time for discussion.) State: We have to choose how we respond to God's Word. You come here every week and hear His Word taught. You have been introduced to Jesus and know His truth. Though we choose whether or not to believe and follow God's Word, we cannot soften the soil of our hearts on our own. We have to ask God daily to give us soft hearts that will allow His Word to be planted and to grow, producing a crop like this picture (point or hold up the crop picture). This means that we follow Him all of our lives and share His Word with others along the way. When we trust in Jesus with all of our hearts, He allows us to grow more like Him and teach others how to grow more like Him. This is our crop; our lives and everything in them that is lived for Him! State: We are going to plant some hearts together in good soil. These hearts will hopefully help remind you to daily pray for God to give you hearts of good soil and make the choice to believe and trust in Him and His Word. Pass out the hearts and allow them to cut them out. Glue or tape them to some small sticks and plant them in some dirt protected from the weather.

4. State: One way we can soften the soil of our hearts is to pray. Pray together with the children for God to soften your hearts and help you to choose to respond to His Word with belief and trust in Christ.

TERM THREE LESSON THREE: SHINING THE LIGHT OF GOD'S WORD

Scripture: Mark 4:21-23

The disciples were not only responsible for receiving God's Word, allowing it to take root in their hearts, but sharing this Word with others and thus producing fruit. Learners will understand that God desires them to share His Word with others.

Resources: Bible outfits; torch; basket; small table for the lamp; several torches.

Optional Worship Song: Teach the children to sing "This Little Light of Mine."

****Before the children arrive, have the Bible outfits ready.**

1. Gather the children around you on the floor after they have put on their Bible outfits. Have the torch ready. Ask: What is this? (A torch) What is a torch used for? (Light, help us see in the dark) Turn the torch on. State: That's right. This torch provides us with light. What do you think would happen if I put this basket over the torch? (you wouldn't be able to see the light) Demonstrate by putting the basket over the torch. Hmmm. What if we put this torch under our bed mat? Would it light up a room very well from under there? (No!) You are right. Where do we usually put torches? (on a table, shelf, etc.) If we want to see the light of a torch, we put it in a place where we can see it (place the torch on the table). It would be silly to be put a torch under a basket or under a bed mat! State: Today Jesus is going to tell us something very important about ourselves. He will tell us something about torches too but he calls them lamps. We are going to hear the same words He spoke to His disciples many, many years ago! I want you to listen closely so you can understand what Jesus wants us to hear. Our lesson today is from Mark 4:21-23 (show them the numbers in your Bible). This is God's Word. He wrote it, so we know everything in it is true. We can come to know God more today as we hear His Word together.

2. State: Jesus is speaking to His disciples, the men He called to follow Him. In our last lesson, we heard a parable about seeds and soil. You are pretending to be His disciples today. So, the last thing He told you was that when we allow the Word of God to take root in the soil of our hearts, fruit or crops will grow. We can have a lot of fruit or a little fruit. What Jesus is going to say to us next is related to the type of fruit the seed of His Word should produce. Here is what Jesus says (read slowly), "Is a lamp

brought in to be put under a basket, or under a bed, and not on a stand?" State: This sounds a lot like what we were talking about earlier! So, is a lamp brought in a room to be put under a basket or under a bed? (no) Jesus says a lamp is brought in to be put on a lamp stand, or a table. When we hear God's Word, it brings light to the darkness of our hearts. The seed of His Word produces light in our hearts. Jesus is telling us that we should not hide the light of His Word. Instead, we should let it shine! How do you think we could let the light shine? (Your goal is to get the discussion moving towards sharing God's Word, His light, with others.)

God wants us to receive His Word in our hearts, allow the seed to be planted in good soil, but He also wants us to tell everyone His Word, to shine this light for everyone to see! If we do not share His Word with others, it is like we are a lamp and have put ourselves under a basket. No one can see our light if we do that. When we do share His Word, we are placing ourselves on a lamp stand so the whole world can see the light of God by hearing His Word. State: Jesus then says, "" He did not come so that we would keep the Good News, the Gospel, secret. He teaches us through His Word so that we can teach others. I teach you God's Word so that you will know Him and be able to tell others about Him.

3. State: I want to show you something. I am going to turn on a torch. (Light one torch on a table.) This torch puts out just a little light, but any darkness that is near the torch disappears. Imagine this torch is God's Word in your heart. You are shining His Word to others. By doing this, you are making the darkness of evil and sin fade away. What do you think would happen if each of us in this room all shined our lights together? (Allow time for answers.) I want you to watch what happens when I light all of these torches together. (Light each torch.) What did you see happen? (There is more light; more darkness disappeared. We can see more.) State: When God's followers all shine their lights, we are fighting against the darkness of evil and sin. We are winning the battle for good, true goodness that is God. God is light. And when we shine our light for Him, we are bringing God to everyone around us. State: We are going to of God's love now. (Sing by the light of the torches.)

After singing together, state: We can shine our lights by simply telling someone what we know about God to be true. (If you have time, begin this next short discussion.) What are things about God you know are true? (Allow time for answers.)

4. Pray with the learners. Allow them to voice their prayers and encourage them to ask God to help them shine their lights for Him this week.

TERM THREE LESSON FOUR: JESUS CALMS THE STORM

Scripture: Mark 4:35-41

The faith of the disciples is tested and Christ's authority as God is displayed. Learners will know that Jesus is God and that He desires for them to always have faith in who He is.

Resources: Bible outfits; whatever you would like to use for a "boat"; spray bottle of water;

Rembrandt's painting printed out, Christ In the Storm on The Sea of Galilee (see Resource Book).

**Before the children arrive, have the Bible outfits ready.

1. Allow the children to put on their Bible outfits. Gather them around you on the floor. Ask: When was a time when you were very afraid? (Provide time them to respond). What did you do when you were afraid? (Provide time for their responses.) State: Sometimes when we are afraid, we can forget about the promises of God. We can forget that He is always with us and in control over everything that is happening. Today in our lesson, the disciples are going to be afraid. Our lesson is from the Bible. The Bible is God's Word. He wrote it, so we know everything in it is true. Let's see how the disciples responded when they were afraid and how we can come to know Jesus more through this lesson!

2. State: The story is found in Mark chapter 4. Last week, Jesus taught His disciples (us) many things. We learned we need to be shining our light of His Word everywhere we go. After Jesus finished teaching, it was evening. We are going to be His disciples. Listen closely so you can hear what is going to happen next! State (have your Bible open and use it as a reference): Jesus said to His disciples, "Let us go over to the other side of the sea." So, we leave the crowd (motion for the children to follow you) and follow Jesus into a boat to cross the sea (lead them to your "boat" and begin "crossing" the sea). Oh no! The wind is beginning to blow powerfully and waves are rising and crashing over the boat (spray all of the children with the squirt bottle)! There are so many waves that the boat is filling up with water! What are we going to do? (Show your fear in the situation.) Wait. Where is Jesus? Jesus is asleep! What do you think the disciples did? They woke him up and said, "Teacher, do you not care that we are going to die?" Jesus got up and said to the sea, "Hush. Be still." And the wind immediately died down and everything became perfectly calm. Jesus said to His disciples, "Why are you afraid? Do you still not have faith?" Then they became very much afraid and said to each other, "Who is this, that even the wind and the sea obey Him?" Ask: Who do you think Jesus is, that even the wind and the sea obey Him?

3. State: The disciples were Jesus' closest followers. They went with Him everywhere and knew Him more than anyone else. They had heard Him teach and have seen Him do amazing miracles! He had revealed to them who He really is. He is God. But in the midst of this storm, the disciples forgot to have faith. They forgot who Jesus is and saw Him more as just a man who had amazing powers. They knew He could help them, but forgot He was with them as God and not just as man. If they had remembered that Jesus is God, they would have known He was in complete control over everything happening to them. Since He was asleep, they believed they were going to die. They did not believe that He was watching over them and was with them. Hold up the picture of the storm. State: Now this was a very scary storm. The disciples had a good reason to be afraid! And it was okay for them to be afraid. But it was not okay for them to be so afraid that they stopped trusting God and forgot who Jesus is. We come to know Jesus through this lesson as truly having ultimate authority over all. Even the wind and seas obey His voice! He is God, and He desires for us to never forget that truth about Himself. He desires for us to never lose faith in the truth we have learned from His Word (hold up your Bible). State: No matter what happen in our lives, God is always going to be right here with us. He never leaves us or forgets us. He knows everything that goes on in our lives and is control of everything in our lives.

4. I want you to close your eyes and be very quiet. Imagine you are sitting in God's lap. Imagine His arms are wrapped around you tight, keeping you safe. His arms are always around you, just like this. When you are afraid, remember that He is there and is holding you closely in His arms. Let's pray together now.

TERM THREE LESSON FIVE: JESUS HEALS THE WOMAN WHO BELIEVED

Scripture: Mark 5:21-34

Jesus shows great love and grace in healing and cleansing a woman who has faith in Him. Learners will know Jesus is the only one who has the power to cleanse us from our disease, sin.

Resources: Bible outfits; soft blanket; dead flowers or dead grass; a fresh flower; vanilla or perfume

****Before the children arrive, have the Bible outfits ready.**

1. After all of the children arrive, have them put on their Bible outfits. Gather them around you on a soft blanket. Ask: Who loves you? (Allow them time to give answers.) Why? (Allow time for answers.) Most of the people in our lives love us just because. Their love is called unconditional. They love us no matter what. They love us for who we are to them (their child, their student, their friend.) God loves each of us

deeply. He loves you (child's name.) He loves you (child's name) ...etc. He knows every detail about each one of us, from our biggest fear to how many hairs are on our heads! State: Today's lesson comes from Mark chapter 5 verses 21-34. Mark is a book of the Bible. The Bible is God's Word. He wrote it, so we know that it is truth. Let's get to know Jesus more today and hear how He showed His great love for a certain woman in today's story!

2. State: Jesus had been teaching and spreading the Good News. He has healed the sick and calmed a storm. Some people are afraid of Jesus and do not want Him around (see Mark 5:17). Some people think Jesus is a liar. Others are very interested in what He has to say and follow Him everywhere. In today's story, Jesus has just left a town where they did not want Him around anymore because they were afraid of Him. Jesus got in His boat and travelled to the other side of the lake. Let's get in our boat and travel with Him! (Pretend to row to the other side of the lake with Jesus.) State: A large group of people crowded around Jesus. We are part of that crowd! We want to hear Him teach and see if He is going to perform miracles. Suddenly, we see a man come up to Jesus. He looks worried! He falls down at Jesus' feet and begs him to come heal his daughter, who is dying. Jesus begins to follow him to his home. We are going to follow too. In fact, the whole crowd is following Jesus! There are so many people that we are all bumping into one another! (Act this out.) State: There is a woman with us in the crowd. She has been bleeding for 12 years (We do not know where she was bleeding from exactly). That is longer than you have been alive! She has seen many, many doctors and spent all of her money to find a cure, but nothing has worked. No doctor could help her, and she is getting worse. Then she heard about Jesus. She thought to herself, "If I can just touch His clothes, I can be healed." So, this woman squeezes through all the people and gets closer and closer to Jesus. It was probably very hard for her to get close to Him! She then touches His clothes. What do you think is going to happen next? (Allow them time to guess. This can help you see what maturity level they are on, as well as what they have learned about Jesus so far.) State: Immediately her bleeding stopped! She felt in her body that she had been healed! Jesus knew right away that power had gone from Him into someone else. He turned around to the crowd and said, "Who touched my clothes?" The disciples thought this was a weird question. There were so many people crowded around Jesus that many had probably touched Him as they were following Him. State: The woman shook in fear as Jesus looked out at the crowd, but she fell down before Him and told Him the whole truth. Jesus responded and told her something very important. He said, "Daughter, your faith has made you well; go in peace and be healed of your disease."

3. State: Okay. Let's all go sit back down and talk about this story. What do you think about this woman? (Allow them time to answer.) This woman had been very sick for 12 years. She did not know what was wrong with her, and no human had been able to heal her. She heard about Jesus, and suddenly she experienced hope. She truly believed that if she could just touch the back of Jesus' clothes, she could be healed. She had never met Jesus, and yet she believed. The Truth had

drawn her to Him. God Himself gave her a heart that had faith and believed in who He was. Do you think it was touching Jesus' clothes that healed her, or was it her faith? (Allow them to answer.) What is faith? (Hopefully someone can remember from previous lessons.) State: There is something important we also need to see about Jesus in this story. Do you think He really did not know who touched Him? (Allow them to answer.) Jesus is God. He already knew who the woman was. He knew she had touched Him. He knew she had been sick for 12 long years. Why do you think He asked all of the people "Who touched me?" (Allow them time to answer.) Jesus wanted the crowd to see who He was and what He desires from His followers. He was teaching us and showing us something about Himself. He loves each of us deeply. He loved this woman and desired to speak to her face to face. This woman never forgot the day Jesus spoke to her. He called her "daughter" and probably looked right into her eyes! State: We are each God's children, His daughters and His sons. He loves each of us as His children.



He desires for us to have faith and believe in who He is. If we know Jesus, truly know Him, then we will recognize His voice. We can hear His voice in His Word. We can hear His voice when we are doing something sinful. We can hear His voice when we are afraid. And we can believe it is His voice that comforts and guides us because we are His children.

4. State: What is impossible with humans is possible with God. No human could heal this woman. But Jesus could because He alone is God. Like this woman, we are sick. Our sickness is called sin. We sin every time we disobey God. But Jesus can cleanse us, just like He cleansed this woman from her sickness. He died on the cross for us so that we could be made clean. Pray together and sing praises to God for his power and love.

TERM THREE LESSON SIX: JESUS HEALS JAIRUS' DAUGHTER

Scripture: Mark 5:21-24; 35-43

Jesus demonstrates His power over death and the importance of belief in Him. Learners will know Jesus is the only one who has power over death and can save us from our sin.

Resources: Bible outfits; soft blanket.

****Before the children arrive, have the Bible outfits ready.**

1. After the children have put on their Bible times outfits, state: Today we are going to begin by singing a very beautiful song that praises Jesus' majesty. When we say "majesty," we are talking about how great Jesus is. Our lesson today is going to demonstrate something great and majestic about Jesus. You may choose to sing any song that you know that tells of the greatness of God. State: Today our story comes from Mark chapter 5. The book of Mark is found in our Bibles. What is the Bible? (The Bible is God's Word.) And so, we know everything in it is.... true!

2. Bring all of them around on the floor. Sit together on a blanket. State: Last week, Jesus was on His way to help a man who's 12-year-old daughter was very sick. This man was Jairus. Jairus was a synagogue leader. A synagogue is a place where people went to learn everything about God and His Word. Most synagogue leaders thought of themselves as more important than everyone else. They were prideful, and most of them also did not believe Jesus. In fact, many of them hated Him. State: But Jairus fell down at Jesus' feet and begged Him to come and help his daughter. He did not care about his pride but humbled himself before Jesus by falling at his feet. He was showing Jesus with his body how unimportant he was. He was showing humility. Can you say humility? State: Jesus saw Jairus' humility and began to follow him to his house. Let's pretend we are walking to Jairus house with Jesus (lead them around the room as you talk)! On the way there, a woman touched Jesus' robe and was healed from a disease. We learned about her last week. While Jesus was still speaking after healing this woman, men came from Jairus' house and said, "Your daughter has died; why trouble the Teacher anymore?" Oh no! Do you think Jesus is too late? (Give time for them to respond.) Well, Jesus then told Jairus something very important. He said, "Do not be afraid any longer, only believe." Jesus wanted Jairus to have faith and believe in Him. Do you believe? State: Jesus made everyone following Him stay behind except Peter, James, and John, three of His disciples. When they made it to Jairus' house, they saw people loudly weeping and wailing. It was probably very loud and very sad in this house. Jesus said to them, "Why weep? The child has not died but is asleep." The people laughed at Him. What would you have said to Jesus if you were those people? (Give time for response.) I think it is important that we continue to believe Jesus just like Jairus! State: Jesus put them all outside of the house and took Jairus, the mother, and Peter, James, and John inside. (You may want to choose a child to lay down and be the little girl and then act out this part with her.) They went into the child's room. Jesus took her by the hand. He said to her "Talitha kum!" Can you say that with me? "Talitha kum!" It

means, "Little girl, I say to you, get up!" Immediately the little girl got up and began to walk! Immediately everyone was completely amazed! Jesus gave them strict orders to not tell anyone about this. He also told them to give her something to eat.

3. Come back to the blanket. State: Even though most of the synagogue leaders did not follow Jesus or even like Him, Jairus had heard about Him and it gave him hope. He threw off all of his pride and threw himself at Jesus' feet, a position that would show how unimportant he was (humility). Jesus is so much greater than each of us! It is important that we realize how awesome and magnificent He is. One way we can show Him this is through laying ourselves down when we pray to Him. We do not have to do this every time we pray, but it helps us to remember how great He really is and how small we are. It is amazing that He loves each one of us so much! State: Jesus is the only one who has complete power over death. This little girl was dead, but Jesus brought her back to life. Before we believe and trust in Jesus, we are dead in our sins. There is nothing we can do to save ourselves. But Jesus, in His great love for each of us, can make us a live together with Him when we believe and trust in Him! Every human on earth will die one day. But if we believe in Jesus Christ, we are able to live forever with God after death! State:

4. Let's pray together now with our faces on the floor to Jesus, showing Him how great and magnificent we believe Him to be! If you have time, praise God again together with the song Majesty.

TERM THREE LESSON SEVEN: JESUS FEEDS 5000 AND WALKS ON WATER

Scripture: Mark 6:33-52

Jesus shows His power as God once more, and the disciples hearts are revealed as blind. Learners will understand how important it is for us to recognize Jesus as God and never let our hearts grow blind to who He is and why He came.

Resources: Bible outfits; loaf of bread or some navy biscuits; (you may wish to use real bread and fish but you do not have to.)

****Before the children arrive, have the Bible outfits ready.**

1. After putting on your Bible outfits, sit together around a table. Hold up a loaf of bread or a packet of navy biscuits and ask: What is this? Do you think this will feed all of us? How many loaves of bread would it take to feed the whole school? How many would it take to feed all of our families together? What about all of the kids at your school plus all of our families plus all of the church? (ask these questions while passing out pieces of the bread or navy biscuit for them to eat.) State: Today we are going to come to know Jesus more through Mark chapter six. Mark is a book in the Bible (show them). The Bible is God's Word. He wrote it, so we know everything in it is true. In Mark chapter six, Jesus does two amazing things that we are going to learn about today! The first is a miracle related to bread and fish (hold up a picture of 5 loaves of bread and 2 fish). Let's follow Jesus together and see how we can know Him more today!

2. State: Jesus had sent His twelve disciples out to spread the Gospel on their own. He was preparing them to one day be without Him. When they came back, they told Jesus all they had done. While they were gone, John the Baptist had been killed for teaching truth. This made them sad and frightened. They were afraid of what might happen to them. There were many people coming to them to be healed, see miracles, and hear them teach. There were so many people that they did not even have time to eat! State: Jesus said to them, "Come away by yourselves to a secluded place and rest a while." They were probably very tired from their journey. Jesus cared about them and knew they needed to rest. State: So, let's all get in our boat and head to a place where no one else is around! But the people saw them going

and ran there together on foot from all the cities (some children might like to pretend to be the people). They got there before the boat! (pretend to point out at all the people.) When Jesus got to the shore, He felt compassion for them because they were like sheep without a shepherd. Compassion means He had great love for them. So, He began to teach them many things instead of going to rest. State: When it was very late in the day, the disciples came to Him and said, "This place has no food, and it is very late; send the people away so that they may go into the surrounding countryside and villages and buy themselves something to eat." But Jesus answered them and said, "You give them something to eat!" And they said to Him, "Shall we go and spend all of our money on bread and give them something to eat?" And He said to them, "How many loaves do you have? Go look!" And when they found out, they said "five, and two fish." Let's count together the five loaves and two fish (draw the pictures as you count.) State: Jesus commanded all the people to sit down by groups on the green grass. They sat down in groups of hundreds and fifties! (If you have quite a few children, let some of them sit in groups on the floor and the others act out the part of the disciples.) Jesus took the five loaves and the two fish, and looking up toward heaven, He blessed the food and broke the loaves (do this). He kept giving them to the disciples to set before the people (all them to act this out). He divided up the two fish among them all. They all ate and were satisfied. Afterwards, the disciples picked up twelve baskets full of the broken pieces, and also of the fish. Let's count together twelve baskets. There were five thousand men who ate the loaves! How do you think Jesus fed five thousand people with only five loaves of bread and two fish and had twelve baskets leftover? (It was a miracle, He was God, He made it into more food.) State: Immediately Jesus made His disciples get into the boat and go ahead of Him to the other side to Bethsaida, while He himself was sending the crowd away (send the "disciples" to the boat and instruct them to begin rowing across the "sea"). After telling the people goodbye, Jesus left the mountain to pray. When it was evening, the boat was in the middle of the sea, and He was alone on the land. The wind was blowing very hard against the boat and the disciples were straining at the oars. Can you show me how hard it would be to row with the wind blowing against you? Then Jesus came to them, walking on the sea; and He was going to pass by them. But when they saw Him walking on the sea, they thought it was a ghost, and cried out; for they all saw Him and were terrified! But immediately He spoke to them and said, "Take courage; it is I, do not be afraid." Then He got into the boat with them, and the wind stopped, and they were utterly astonished, for they had not gained any insight from the incident of the loaves, but their hearts were blind.

3. Lead them to sit around you on a soft blanket. Ask: Why do you think the disciples were afraid when they saw Jesus? (because He was walking on water and humans can't walk on water; so, they thought it was ghost.) Is Jesus human? (yes.) Who else is Jesus? (God!) Jesus is fully human and fully God. The disciples had been following Jesus and hearing Him teach for a long time. They saw Him calm a storm, heal people, forgive people, even bring a little girl back to life! Jesus had even sent them out to spread the Good News, but they still did not completely understand who He was! They watched as He took five loaves of bread and two fish and fed thousands of people, and yet they had missed it. They had even held the loaves in their hands and felt His power making the bread and fish multiply! State: But their hearts were blind. As they saw Jesus walking on the sea, they were astonished. They could not believe it and thought He was a ghost! This was silly, and they should have recognized Jesus. Though Jesus had revealed to them many times who He was, when they were afraid, they still quickly forgot that He was fully God. We see Jesus' desire for the disciples to recognize who He is and why He has come. We see Him again as God in these miracles. Jesus wants each of you to know and remember who He is and why He came to earth. Jesus desires for us to not just hear about who He is, but to always remember and to never let our hearts become blind, forgetting all we know to be true. Jesus is God. We know this from what we read in the Bible (hold up your Bible). He came to earth so that we could be forgiven of our sins, so that we could know God and live forever with Him. Never forget this. Believe and remember.

4. Let's pray. (Praise Jesus in your prayer for the aspects of His character you taught about today. Ask Him to help you and the children always remember who He is. Allow each child to pray as well if they would like.)

TERM THREE LESSON EIGHT: WHAT DEFILES A PERSON

Scripture: Mark 7:1-20

Nothing that enters a man from the outside can make him unclean; it is from within, from the heart, that evil comes and makes a man unclean. Learners will know nothing on the outside makes us unclean before God, but it is the evil within our hearts that makes us unclean, and only Christ can make us righteous before God.

Resources: Bible outfits; soft blanket; two clear glasses; two thermoses (one needs to be very pretty and appealing, the other one plain.) Fill the plain one with clean water and the pretty one with dirty water; white paper with two large hearts drawn on each paper, crayons.

****Before the children arrive, have the Bible outfits ready.**

1. Put on Bible outfits. Hold up the two thermoses. Ask: Which thermos would you like to drink out of? (allow them to choose.) Why did you choose this particular thermos? (hopefully some children chose because of its appearance.) Now pour the water from the prettier thermos into a clear glass. Would you want to drink this now? (No!) Pour the water from the other thermos into a second glass. State: This water is clean and good. Though the outside of the other thermos looked very good, the inside was very bad. People can be the same way. State: Today we are going to hear about men who had traditions (briefly explain traditions) that were bad because they believed these traditions were the same as the Word of God. God's Word is our ultimate authority. We learn and obey it. But these men had added rules to the Word of God and when people did not follow these rules or traditions, they looked down on them and saw them as "unclean" or "un-holy." These men may have looked very good on the outside because they always obeyed all of these rules (just like the thermos), but on the inside their hearts were not clean; they were full of sin. Jesus is going to teach us a lesson today about our hearts and what really makes us "unclean" before Him. State: The Bible is God's Word. He wrote it, so we know everything in it is true. It is very important that we listen to what Jesus says today. Are you ready to follow and learn from Him?

2. State: We are in Mark chapter 7 today (show them in your Bible.) Try to imagine in your mind what you would see if you were part of this story. Everywhere that Jesus went, people were coming to Him. They begged Him to heal their sick and even tried as hard as they could to just touch the edge of His clothes. All who touched Him were healed! Now the Pharisees and some of the teachers of the law came around Jesus. They saw some of His disciples eating food with hands that were "unclean," that is, they had not washed their hands. Who would like to pretend to be the disciples? (Have them sit down and pretend to eat. You are playing the role of the Pharisees.)

Approach the children and say, condemningly, "Your hands are not washed! You are unclean! I never eat with unclean hands. I am clean; you are not!") Ask: How would this make you feel? (Allow time to discuss.) State: These Pharisees and teachers of the law asked Jesus, "Why don't your disciples live according to the tradition of the elders instead of eating their food with 'unclean' hands?" Jesus responds to the Pharisees and calls them hypocrites. A hypocrite is someone who is fake. The Pharisees called themselves holy and righteous (clean before God), but they were dirty and sinful on the inside. Jesus quotes God's Word, describing who they are: "These people honour me with their lips, but their hearts are far from me. Their worship is useless; their teachings are but rules taught by men." You have let go of the commands of God and are holding to the traditions of men." State: You see, the Pharisees knew what God's commands were, but they had made up many more rules to follow

in order for people to be righteous (clean before God).

These were not God's commands, but their own, and this is why Jesus says they are holding on to the traditions of men. They were just rules that had been passed down from father to son for a long time. They had been doing these things for so long that they had just become rules that had no true meaning!

State: Jesus calls all of the crowd to Him, so let's gather around! Jesus is going to teach us something very important. He says, "Listen to me, everyone, and understand this. Nothing outside a man can make him 'unclean' by going into him. Rather, it is what comes out of a man that make him 'unclean.'"

After He left the crowd, the disciples asked Him to explain exactly what He meant when He said this.

State: Jesus said to them, "Don't you see that nothing that enters a man from the outside can make him 'unclean'? For it doesn't go into his heart but into his stomach. What comes out of a man is what make him 'unclean'. For from within, out of men's hearts, come evil thoughts, stealing, greed, lying, jealousy, and many others sins. All these evils come from inside and make a man 'unclean.'"

3. State: The Pharisees made many people feel bad about themselves because they taught that God did not accept them if they did not keep all of their rules. Is this true? No! Eating food with unclean hands did not make the disciples unclean before God, but what does make us unclean before God is our hearts. Our hearts are naturally evil, dirty, and stained with sin. It is from our hearts that we lie or steal or hate. Without God, our hearts will always stay this way. It is impossible for them to be clean without Him! But when we believe and trust in Jesus Christ, He gives us clean, new hearts. State: Now God does give us commands in His Word to follow. After we believe and trust in Jesus, it is out of our love for Him that we obey His commands. But obeying these commands will never make us clean or righteous before God! It is only Jesus who makes us clean and righteous. Activity: Have the children come to a table. Each child should receive a piece of paper with two hearts. State: I want you to draw or colour what a heart would look like before a person believes and trusts in Jesus. This is a heart that trusts in rules to make themselves righteous before God. On the other heart, I want to you to draw or colour what a heart would look like that has been cleansed by Jesus. This person trusts in Jesus alone to make them righteous before God. (If any child is stumped, prompt them with things that were taught from the lesson. As they are colouring, talk to them about the character of God in this story. Though there is nothing we can do on our own to make our hearts clean, in His great love, He provided us with Jesus.)

4. Pray together with the children.

TERM FOUR LESSON ONE: TRUE GREATNESS

Scripture: Mark 9:30-37; 10:13-16

Jesus teaches His disciples about true greatness and their need to receive Him like an infant. Learners will know Jesus came to serve. He desires us to be last, to serve, and to receive Him like an infant.

Resources: Bible outfits; soft blanket; baby dolls or something wrapped in calico to represent baby dolls; paper and crayons.

**Before the children arrive, have the Bible outfits ready.

1. The learners can play with the dolls before the lesson begins if they are interested. Have the children put on their Bible outfits and gather around you on a soft blanket. Hold up a baby doll and ask: What can a baby do? (Cry, sleep). Infants cannot do much by themselves! They are needy in every way. They depend completely on their mummies and daddies to take care of them. They cannot even hold their heads up by themselves! Who knows the special way a baby has to be held? (Allow a child to demonstrate and let any child who wants to practice holding a baby do so.) In today's story, Jesus has

a very important lesson to share with us! This lesson is about becoming like an infant. Listen closely so you can discover what Jesus wants us to know!

2. State: We have been journeying through the book of Mark with Jesus, following Him and learning from Him. Today we are in Mark chapter nine and ten (show them in your Bible.) The Bible is God's Word, so we know everything in it is true! Jesus and His disciples are traveling today. Are you ready to travel with them? Everyone, stand up! State: First, we are going to be Jesus' disciples. We are beginning a journey through Galilee. I need one of you to be a child that will be in our pretend house (choose a child and have them sit on the floor in what will be your pretend house.) Now let's go disciples! (Lead them around the room.) Jesus does not want anyone else to follow Him right now because He has some very important things to teach us. I am going to pretend to be Jesus, so make sure you are paying attention to my words-they are really Jesus' words straight from the Bible! State: "The Son of man is to be given over into the hands of men, and they will kill Him. When He has been killed, three days later, He will rise from the dead." State: Now this is the second time that Jesus has told the disciples what is going to happen! But the disciples still did not understand this, and they were too afraid to ask Him. Since you are Jesus' disciples today, can you show me confused faces? You do not understand what He means but are too afraid to ask! State: Now we are coming to a place called Capernaum, and we are going to go into this house (pretend to open a door and lead them into a house. Sit down on the floor together.) I (Jesus) heard you talking on the way here. What were you talking about? State: The disciples (you) do not want to answer Jesus! You had been talking about which of you was the greatest. Because Jesus is God, He already knew this! This is what Jesus says, "If anyone wants to be first, he shall be last of all and servant of all." (Take the child who was waiting in the house into your arms.) "Whoever receives one child like this in My name receives Me; and whoever receives Me does not receive Me, but Him who sent me." State: It's time to travel again! Everyone, follow me! We are going to a place called Judea. Crowds began following Jesus again, and He began to teach them. I need a few children to play parents and their children and the others to continue to be disciples. (Choose the children and have them gather around Jesus and the disciples. Have them act out what you read. Give some of them babies to hold. You are Jesus.) State: Parents began bringing infants and young children to Jesus so that He might touch them and bless them! But the disciples rebuked them! (Instruct the disciples to tell the parents "no" and shoo them away.) When Jesus saw this, He was angry! "Let the children come to Me; do not stop them, for the kingdom of God belongs to such as these. Truly I say to you, whoever does not receive the kingdom of God like an infant will not enter it at all." And Jesus took the children in His arms and began blessing them, laying His hands on them (do this.) 3. State: Let's talk about the important lessons Jesus was teaching the disciples. After teaching the disciples for the second time that He came to suffer and die, the disciples had an argument about which of them was the greatest! They did not understand that Jesus came to serve and give Himself up for us. They were more concerned about themselves and cared nothing for each other. What was the lesson Jesus taught them? (See if they remember.) He told them that whoever truly wants to be great (first), he will be last and servant to all. How often do you want to be the best or the greatest? (All the time! List out things like winning a game, being the first in line, etc.) This is sin when it becomes what is most important to us. We all do this every day, and Jesus does not like it. State: But Jesus has given us grace through teaching us how to change. What would it look like to put others in front of yourself? (Cheering on others to win, helping others win, inviting others to be first, etc.) The important thing Jesus cares about is our hearts! He wants us to have hearts that are not focused on being great and first, but hearts that love Him and love others, hearts that desire to serve Him and serve others. Ask: Now why do you think Jesus was angry when the disciples told the parents to take their children away? (Allow time for answers.) The disciples had sinned. Jesus had just taught them that whoever welcomes a child, welcomes Him. Now they are turning the children away, and in a sense, turning Jesus away! God hates sin and it does make Him angry. But Jesus continues to show grace

and patience with the disciples. He offers them correction and teaches them a powerful lesson. Not only does He teach them to let the children come to Him but says whoever does not receive Him like an infant will never enter into the kingdom of God! Ask: How would a person receive Jesus as an infant? Well, let's remember the list we made earlier about what infants can do. Was the list long or short? Infants cannot do much by themselves! They are needy in every way. They depend completely on their mummies and daddies to take care of them. Jesus desires us to see how much we need Him. We are nothing without Christ and can do nothing on our own. We need Him in every way! Jesus wants us to see our need for Him, come to Him, and trust Him completely to provide everything we will ever need.

State: Just like the disciples, we can miss what Jesus wants us to understand about Him and ourselves. He came to serve. He desires us to follow His example. We should not be selfish and only care about being the greatest. Instead, we should daily strive to do things for others and consider them as more important than ourselves. We also have to remember how much we need Jesus and His presence in every part of our lives. We are nothing without Him! From our first moments on earth as tiny infants to when we are grandmas and grandpas, the first place we should seek to be is in the presence of Jesus, receiving His many blessings and His great love. Pass out blank sheets of paper. State: I want you to draw a picture of what you heard today. You can draw out the story as it happened. You can draw ways you can serve others. You can draw yourself with Jesus, receiving from Him everything you need.

4. We are in great need of Jesus. Let's pray to Him now and ask Him to help us go to Him for our every need. We also need to ask Him to forgive us for caring only about ourselves just like the disciples. True greatness comes from being a servant. Only Jesus can change our hearts. We are nothing without Him.

TERM FOUR LESSON TWO: THE RICH YOUNG RULER

Scripture: Mark 10:17-27

Jesus tests the rich young ruler, asking Him to give up everything to follow Him. Jesus desires for us to love Him more than anything on earth, having hearts that are willing to give up everything to follow Him.

Resources: Bible outfits; soft blanket; one of your most treasured possessions; two pieces of paper per child with hearts drawn on each one, crayons, scissors.

**Before the children arrive, have the Bible outfits ready.

1. After the learners have put on their Bible outfits, gather them around you on a soft blanket. State: I want to show you something very special, something I treasure very much. (Hold up your treasured possession.) This is one of my most valuable possessions. It is valuable to me because... (you fill in the blank.) What are some of your most treasured possessions? (Allow time for them to respond.) Sometimes we love other things more than Jesus. Our treasured possessions can sometimes get in the way of loving Him with our whole heart. State: Today we are going to see Jesus tell a young man to leave all of his treasured possessions to follow Him. I wonder what he will do... Let's get ready to experience Jesus together! 2. State: I need one of you to be the young man in the story. (Choose a child.) The rest of you will be disciples of Jesus. I will be Jesus. Instruct the child to run up to Jesus (you), kneel before Him, and ask, "Good teacher, what must I do to have eternal life?" Say to him, "Why do you call me good? No one is good except God alone. You know all of the commandments." Instruct the child to say, "Teacher, I have kept all these things from my childhood up until now. I have not broken any of the commandments." State: As Jesus looked at this young man, he felt a love for him. Say, "One thing you lack: go and sell all you possess and give to the poor, and you will have treasure in heaven; and come, follow Me." Ask: What do you think the man did? (allow them time to respond.) State: At these words, the man became very sad. He went away grieving, for he was very rich and owned a lot of things (allow the child to act this out). Jesus (you), looking around him, said to His disciples, "How hard

it will be for those who are wealthy to enter the kingdom of God!"

3. Gather the children around you. Ask: Was this young man a good person? Why? Did this young man love Jesus with His whole heart? Why? This rich young man had been very good. He followed all of the ten commandments. But he was not willing to give up all of his nice things for Jesus. He could not love Jesus with his whole heart because he loved his things too much! State: Remember my treasure I showed you? Remember the things you told me that were your most treasured possessions? Go over the things they listed. Ask: Do you think we could give these things up to follow Jesus? Why would Jesus ask us to give up our things for Him? State: Jesus desires for us to have hearts that will give up everything to follow Him. He does not call everyone to give up everything, but He does ask us to not love anything in life, even our families, more than Him. He wants us to have hearts that are ready to give up all of our things for Him because we love Him so much more than anything else. State: This is not easy! In fact, it can seem impossible. This is what Jesus told His disciples, "With people it is impossible, but not with God; for all things are possible with God." So, it is impossible for us to love Jesus more than all of these things by ourselves. We have to turn to God and ask Him to give us hearts that love Him more than anything, hearts that would give up everything to follow Him!

4. Let's do that now. Have a time of prayer with the children about what they have heard. Activity: Have two hearts drawn on two separate pieces of paper. Pass out the first heart to each child. Explain to them that this is a picture of our hearts before we give them fully to Jesus. Have them draw in the hearts everything they love, specifically some of their most treasured possessions discussed before. Have them cut out the hearts. Then pass out the second heart. Explain that this should be a picture of our hearts after we have given them fully over to Jesus. They can draw Jesus in the heart or write out His name or any other creative ideas. Have them cut out this heart as well. Now tape the top of the second heart (the Jesus heart) over the top of the first one so that they are able to flip it upward. Explain that the things they love can still be in their hearts, but after they are given over fully to Jesus, He is first, or on top. He should always be our first and greatest love. When Christ has our full hearts, it is easier for us to give up these other things if He asks us to.

TERM FOUR LESSON THREE: THE TRIUMPHAL ENTRY (PALM SUNDAY)

Scripture: Mark 10:32-34, 11:1-10

Jesus predicts His death for a third time to His disciples. He enters into Jerusalem and is honoured as King. Learners will know Jesus is our King and deserves our honour and praise.

Resources: Bible outfits; "palm" branches; coats (you may use lava lavas instead); paper, crayons.

**Before the children arrive, have the Bible outfits ready. Allow the children to dress-up before gathering them around you for the lesson.

1. Ask: What do kings do? (Runs his kingdom, makes rules, protects his people, battle, help people, etc.) Are kings weak or strong? Are they powerful or helpless? State: Jesus is going to tell His followers some very important things that are going to happen to Him when they come to Jerusalem. We know Jesus is our king, but these things do not sound like something a king would allow to happen. We are going to find out why! State: Today our lesson is in Mark chapter 10 and Mark chapter 11 (show them the book name and chapters in your Bible). What is this? (hold up your Bible) This is the Bible. It is God's Word.

He wrote it, so we know everything in it is true. This story really happened! You are going to enter into it today and pretend you were Jesus' followers!

2. Tell the following story in your own words and act out the actions in brackets:

Jesus and his followers were on the road going up to Jerusalem, and Jesus was walking on ahead of them (have the children begin to follow you around the room; tell the story as you walk). They were amazed and those who followed were fearful (have them show you amazed faces). Jesus took the twelve aside and began to tell them what was going to happen to Him (gather the children around you), saying, "Behold, we are going up to Jerusalem, and the Son of Man will be delivered to the chief priests and the scribes; and they will condemn Him to death and will hand Him over to the Gentiles. They will mock Him and spit on Him, and scourge Him and kill Him, and three days later He will rise again."

Soon after this, they came near to Jerusalem. Jesus said to two of His disciples, "Go into the village and immediately when you enter it, you will find a colt tied there, on which no one has ever sat. Untie this colt and bring it here. If anyone says to you, 'Why are you doing this?' you say, 'The Lord has need of it'; and immediately he will let you have the colt." They went away and found a colt tied at the door, outside in the street just as Jesus had said! They untied it, and some of the people around them asked, "Why are you untying this colt?" They spoke to them just as Jesus had told them, and they gave them permission to take it. They brought the colt to Jesus and put their coats on it (pretend to put coats on the colt); and He sat on it. And many spread their coats on the road, and others spread leafy branches which they had cut from the fields (have them spread the coats and branches, real or imaginary). Everyone surrounding Jesus, in the front and the back were shouting (have the children march in front of you and behind you around the room, shouting): "Hosanna (basically, hooray for salvation)! BLESSED IS HE WHO COMES IN THE NAME OF THE LORD; Blessed is the coming kingdom of our father David; Hosanna in the highest!"

3. Ask: I wonder why Jesus told His disciples that He would be killed when they came to Jerusalem. Does this sound like something a king would do? (allow them time to ponder and think aloud) State: The people had heard that Jesus was the Messiah King, and many believed this. But, they wanted Jesus to be their kind of king. When Jesus first enters into Jerusalem, the people are happy and praise Him as their King. When Jesus does not rise up against their enemies and defeat them like a warrior, they become angry and want Him killed. They do not trust Him because He is not the type of king they want Him to be. He is not doing things according to their plan. State: Jesus is our King. He is the mightiest king whoever was and who will ever be! Jesus did rise up and defeat the enemy-in dying on the cross and being raised from the dead, Jesus defeated Satan and death. Those who believe and trust in Him have victory oversin and the grave! The people did not see this. They forgot His teaching. Even His closest followers, the twelve disciples, did not realize what was happening until much later, though Jesus had told them at least three times what was going to happen to Him. State: God's plan is so much better than our own. It was His plan from the very beginning of the world to come down to earth as man and die for all of us. Only the true King could conquer sin and death so that we may be forgiven and live forever with Him! His plan was to come first as the sacrificial King who laid down His life for His people. He will one day come again and conquer all His enemies, establishing a perfect kingdom. We are looking forward to that day now! Draw pictures of the type of king the people wanted and the type of king Jesus was going to show Himself as. For example, one picture of a king in battle on a stallion versus one of Jesus on the cross or riding into Jerusalem on a donkey. He was in the ultimate battle, and He claimed the victory! Help them understand that He is our King, He still fought and triumphed, but in His perfect way, not the way we expect a king to battle. State: Jesus deserves all of our honour and praise! Let's praise Jesus together as our King through this song that declares who He is!

4. Pray over the children.

TERM FOUR LESSON FOUR: THE WIDOW'S OFFERING

Scripture: Mark 12:41-44

Jesus honours a widow who gave all she had out of her poverty more than the rich who gave abundantly out of their wealth. Learners will know God values the motive of their hearts over an outward appearance of righteous, good behaviour.

Resources: Bible outfits; picture of a clam, one closed, one open revealing a pearl (see Resource Book); picture of poisonous Delphinium flower (see Resource Book); paper and paint.

1. Have the children put on their Bible outfits after they have all arrived. Show the picture of the flower. ASK: What do you see in this picture? (Allow time for responses.) This is a very beautiful flower! (Now show the picture of the clam.) ASK: What do you see in this picture? (Allow time for response.) Do you think the clam or the flower would be a better gift? (They hopefully choose the flower.) I am sure I would probably choose the flower if I didn't know the truth about what was on the inside... SAY: Today Jesus is going to teach us that the outward appearance of someone can be a lie. The outward appearance of this flower is very beautiful, but on the inside this flower is poisonous! Now on the outside, this clam is very plain and seems to be worthless, but on the inside, there is a beautiful pearl (hold up picture of open clam with pearl.) Pearls are very valuable and beautiful. The outward appearance does not always show what is on the inside! God has something very important to teach us this morning about this truth.

2. SAY: Today our lesson comes from Mark chapter 12 (show them in your Bible.) This is the Bible. It is God's Word. He wrote it, so we know everything in it is true. Let's experience God's truth together and see what He has to teach us! Read the passage in the translation of your choice: And He sat down opposite the treasury and began observing how the people were putting money into the treasury; and many rich people were putting in large sums. A poor widow came and put in two small copper coins, which amount to a cent. Calling His disciples to Him, He said to them, "Truly I say to you, this poor widow put in more than all the contributors to the treasury; for they all put in out of their surplus, but she, out of her poverty, put in all she owned, all she had to live on." Act out the lesson. Choose one child to be the widow. Give this child the two coins. Give the other children the cash. Set out the treasury. Have them come up one by one to give money to the treasury. Allow the children to choose themselves how much to put in the treasury. Have the child playing the widow go last, putting her two coins. Then state Jesus' observation, "Truly I say to you, this poor widow put in more than all the contributors to the treasury; for they all put in out of their surplus, but she, out of her poverty, put in all she owned, all she had to live on." 3. ASK: Who gave more money? (The rich) Why would Jesus say the widow gave more than they did? (Allow time for response.) SAY: The widow was giving sacrificially, meaning she gave up what was precious to her. She had nothing else besides these two coins! No money for food or clothing, but she trusted God to take care of everything! SAY: The rich gave some of the great wealth they had. It was not sacrificial giving. They wanted others to think they were righteous and good, but on the inside, they were actually prideful and selfish. They were seeking to honour themselves, saying "look at me! Look at how good I am!" Instead of honouring God, saying, "Look to God! Look at how good He is!" SAY: We are going to paint flowers and clams to help remind us of the truth we have heard from Jesus today. Like this flower, the rich people looked good on the outside, but on the inside, there was only sin and death, like the poison in this flower. The poor woman's offering is like this clam, small and worthless on the outside. But because of her pure heart, it was beautiful in the sight of the Lord, like this pearl. Pass out the materials. As they are working, discuss with them this truth further: SAY: What Jesus saw was the heart of this woman. On the outside, her offering looked small and worthless. But on the inside, she had a beautiful heart that completely trusted in the Lord, so much so that she was willing to give everything she had to Him, though she had no money to buy food. This

is worth far more than all of the money the rich people put into the treasury. ASK: Would you be able to give up all you had, knowing you had no food, and trust in God? (Allow time for them to respond.) This must not have been easy for this woman! This was a great sacrifice! Mark tells us it was out of her poverty, all that she owned, and all she had to live on. But she had complete trust in our faithful and good God. She wanted to show her love and trust in Him, honouring Him with all that she had. As they finish, write on their flower pictures "The rich" and the clams "The Widow's Offering".

4. SAY: We have pure hearts when we truly desire to honour God and not ourselves. This can mean choosing to obey your mom and dad rather than argue or complain. This can be worshipping through song every day. This can be spending time talking to Him each day instead of only spending time doing what you have planned. This can be choosing to love your brother and sister when you would rather be mad or mean to them. We can honour God in many ways with pure, selfless hearts. Honour Him this week! Let's pray together that God would give us hearts that desire to be pure before Him.

TERM FOUR LESSON FIVE: ANOINTING OF JESUS

Scripture: Mark 14:1-9

A woman anoints Jesus with costly perfume; she is scolded by others present, but Jesus reveals she has done good in anointing Him for His burial. Learners will know Jesus desires for them to honour them even now, in whatever ways they can.

Resources: Bible outfits; biscuits; picture of an alabaster jar (see Resource Book); jar or tin covered in white/cream paper; coconut oil (best with a nice smell); small tuna tins; white and/or cream paper; white washable glue; coconut oil; paint brushes.

**Before the children arrive, have the Bible outfits ready. To prepare for today's lesson, you need to create an alabaster jar using a plain jar or tin and white or cream paper (pictures of alabaster jars actually look more off-white than white). Put some coconut oil inside. The children will also be doing this craft at the end of the lesson using small tuna tins. If you do not have these available, feel free to use your creativity or just draw jars on paper.

1. Have the children put on their Bible outfits after they have all arrived. SAY: I have here a yummy plate of biscuits. They are so delicious! But you know what? I think I am going to throw them in the rubbish... (hopefully the children will jump in with "why?!") You do not think I should throw these biscuits away? Why not? (We want to eat them, you are wasting them...) SAY: Yes, it would be wasteful to throw these biscuits away. In today's lesson, the people with Jesus see a woman who breaks an expensive bottle of perfume. They scold her and accuse her of being wasteful, just as you did me. But, this woman had a reason for breaking this bottle of perfume. Jesus is going to reveal what her purpose was!

2. Pray with the children. Ask God to help them to listen and experience His truth this morning as you teach from His Word. Ask God to give you the ability to help them understand His truth as you teach them this lesson. SAY: Today our lesson comes from Mark chapter 14, verses 1-9 (show them in your Bible.) Listen very carefully to this story so you may discover the truth! Read Mark 14:1-9 (NIV):

"Now the Passover and the Festival of Unleavened Bread were only two days away, and the chief priests and the teachers of the law were scheming to arrest Jesus secretly and kill him. "But not during the festival," they said, "or the people may riot."

While he was in Bethany, reclining at the table in the home of Simon the Leper, a woman came with an alabaster jar of very expensive perfume (show picture of alabaster jar), made of pure nard. She broke the jar and poured the perfume on his head. Some of those present were saying indignantly to one

another, "Why this waste of perfume? It could have been sold for more than a year's wages and the money given to the poor." And they rebuked her harshly.

"Leave her alone," said Jesus. "Why are you bothering her? She has done a beautiful thing to me. The poor you will always have with you, and you can help them any time you want. But you will not always have me. She did what she could. She poured perfume on my body beforehand to prepare for my burial. Truly I tell you, wherever the gospel is preached throughout the world, what she has done will also be told, in memory of her."

Act out the passage of the woman with the alabaster jar. Use the jar with coconut oil. The child who is the woman can open the jar and use their fingers to put a little oil on the head of "Jesus". Emphasise that perfume is released when the oil comes out of the jar. The home they were in must have instantly been filled with the smell of the perfume. SAY: What this woman did was seen as wasteful. She could have sold this perfume and given the money to the poor! But what does Jesus say? Jesus recognized this as a good thing. This woman did what she could to show her love for Him while He was still here. And in doing this, she has prepared Him for burial.

3. Personal Pursuit (15 minutes) SAY: Jesus desires for each person to show their love for Him, to honour them, in the ways that they can. Jesus was pleased with this woman because she honoured Him in the way that she could, even though the others there thought she was being wasteful. ASK: Do you think Jesus would expect you to fly across the world to be a missionary right now? (No) Why not? You are only ___ years old! You cannot even drive. Jesus does not expect you to honour Him by being a missionary in another country right now.

How does He desire you to honour Him? In any way that you can right now! Write ways on the board that learners can honour Jesus right now (praising God through song, attending worship with their parents, prayer, listening to His Word, obeying their parents/authority figures, etc.) SAY: One day Jesus may desire you to go and serve Him in another country. But for now, He wants you to honour Him in the ways you are able. SAY: Now Jesus had another purpose for this woman anointing Him with the costly perfume. He said she was preparing Him for burial. The time for Jesus to die is coming very soon, though most of His followers still do not understand. Over the next few weeks, our lessons will take us into arrest, death, burial, and Resurrection of Jesus. He completes the task He came for! Sing together a song you know about Jesus dying on the cross.

4. Hold up the picture of the alabaster jar. ASK: Remember this picture of the alabaster jar? It may have been a jar similar to this that held the costly perfume. We are going to make our own alabaster jars to help us remember that this woman did what she could to honour Jesus. Pass out the tuna tins, paper, and paint brushes. Put some glue in little bowls. Allow them to paint their tins with glue and stick on paper until it is completely covered, with the exception of the lid. They can probably manage to rip up the tissue paper in small pieces by themselves. Pour a little coconut oil into each one.

TERM FOUR LESSON SIX: THE LAST SUPPER

Scripture: Mark 14:12-26; Exodus 12

Jesus points to Himself as the fulfillment of the Passover and provides a symbol of the new covenant based on His body and blood. Learners will understand why Christians celebrate communion.

Resources: Bible outfits; pancakes to use as unleavened bread (recipe found at the end of the lesson); water for drinking.

****Before the children arrive, have the Bible outfits ready. Make the pancakes beforehand (recipe is located at the end of the lesson).**

1. Have the children put on their Bible outfits after they have all arrived. ASK: Can you think of holidays that we celebrate in order to remember something important? (Day of Thanksgiving, Christmas, Independence Day...)

2. SAY: Come join me at our blanket. I have a meal set up for us to share. Today we are going to experience something very special that Jesus did on the same night He would be betrayed. As I read to you the Scripture, we are going to eat our special bread and experience some of what it was like for Jesus and His disciples as they shared their last meal together. Say the following in your own words, using the bread and water you have to demonstrate/re-enact the passage. Allow the children to take part. Talk about the feelings that the different characters may have had while everything was happening and ask them to show those feelings on their faces (Judas-guilty, other disciples confused, maybe afraid; Jesus-serious, loving-we don't really know, but it will help make it more real):

Then Judas Iscariot, one of the Twelve, went to the chief priests to betray Jesus to them. They were delighted to hear this and promised to give him money. So, he watched for an opportunity to hand him over.

On the first day of the Festival of Unleavened Bread, when it was customary to sacrifice the Passover lamb, Jesus' disciples asked him, "Where do you want us to go and make preparations for you to eat the Passover?" So, he sent two of his disciples, telling them, "Go into the city, and a man carrying a jar of water will meet you. Follow him. Say to the owner of the house he enters, 'The Teacher asks: Where is my guest room, where I may eat the Passover with my disciples?' He will show you a large room upstairs, furnished and ready. Make preparations for us there."

The disciples left, went into the city and found things just as Jesus had told them. So, they prepared the Passover.

When evening came, Jesus arrived with the Twelve. While they were reclining at the table eating, he said, "Truly I tell you, one of you will betray me—one who is eating with me."

They were saddened, and one by one they said to him, "Surely you don't mean me?"

"It is one of the Twelve," he replied, "one who dips bread into the bowl with me. The Son of Man will go just as it is written about him. But woe to that man who betrays the Son of Man! It would be better for him if he had not been born."

While they were eating, Jesus took bread, and when he had given thanks, he broke it and gave it to his disciples, saying, "Take it; this is my body."

Then he took a cup, and when he had given thanks, he gave it to them, and they all drank from it.

"This is my blood of the covenant, which is poured out for many," he said to them. "Truly I tell you, I will not drink again from the fruit of the vine until that day when I drink it new in the kingdom of God." When they had sung a hymn, they went out to the Mount of Olives.

SAY: The Passover was a special time to remember when God set His people free from slavery in Egypt. Each year a lamb would be sacrificed, the Passover lamb. This lamb had to be perfect in every way possible. It symbolized God's protection over His people from judgment. Jesus is showing the disciples that He will now become the Passover Lamb. Why do you think Jesus was able to become our Passover Lamb? (He never sinned, lived a perfect life on earth) Christians trust in His perfect blood to cover all sin, protecting them from eternal judgment without God.

3. SAY: Let's have a time of remembering Jesus' sacrifice now through singing, just as the disciples did with Jesus. Begin with a time of no talking, just listening to the words of the song. Allow them to join in after 1 minute or so. Encourage them to praise Christ with their full hearts as they sing of His work on the cross.

SAY: We continue to remember Jesus' sacrifice through what we call communion. Communion is like the holidays we celebrate to remember something important (mention your discussion at the beginning of the lesson). You may have seen your parents taking communion before (describe how your particular church does it). When we do this, we are remembering together how Jesus died so that we may have forgiveness of our sins and a relationship with God. It also reminds us that Christ is coming again to conquer all sin and reign for eternity. Communion is something that should be a special meal within the family of the church (believers who are brothers and sisters in Christ). In the Bible, the Passover meal was shared within the family.

This was the last meal Jesus would ever have with His disciples. It was a very special time for Him to be with the people He was closest to on earth; they were His family. The Lord's Supper (Communion) that we celebrate today is the same way. It reminds us that we are one family in God.

4. SAY: Let's pray together now, thanking God for His work on the cross.

Pancake Recipe:

1 cup self-raising flour	$\frac{3}{4}$ cup of milk
1 tablespoon sugar	some oil or butter
1 egg	

Put the flour into a bowl. Put the sugar in there too. Crack the egg and add it to the mix. Add the milk slowly as you mix. Try to stir in any little lumps. Do not add too much milk or the mix will get too runny. Heat a frying pan with a little oil or butter. Pour $\frac{1}{4}$ of a cup of mix onto the pan for each pancake. When lots of large bubbles form on the top it is time to flip them over to cook the other side. They should be lightly golden when they are cooked. Keep cooking more pancakes until the mix is all gone.

TERM FOUR LESSON SEVEN: PETER DENIES CHRIST

Scripture: Mark 14:27-31; 42-51; 66-72

Peter denies Christ, but Christ restores him and uses him for His glory. We deny Christ every day, but

Resources: Bible outfits; soft blanket; pictures of embroidery (bottom view and top view – see Resource Book); different colours of paper ripped into small pieces; full pieces of paper; glue.

****Before the children arrive, have the Bible outfits ready.**

1. After all of the children have arrived and put on their Bible outfits, gather them around you on a soft blanket. SAY: I have a story to tell you, so listen very closely... There was once a little boy whose mother loved to embroider. He would sit at her knee and look up from the floor and ask her what she was doing. She told him that she was embroidering. From what he could see, it just looked like she was making a big mess with a needle and thread (show the picture of the underside of the embroidery)! His mother smiled and gently said, "My son, you go play for a while. When I am finished, I will bring you to my side and let you see my embroidery." Soon he heard his mother say, "Son, come and sit on my knee." So, he did, and he was so surprised and excited to see a beautiful picture (show them the top side picture)! He could not believe it! His mother said, "My son, from underneath it looked so messy, but you did not realize that the mess on the bottom was becoming a beautiful picture on the top." SAY: Now this story is important. Remember it! We will come back to it later.

2. SAY: Today our lesson comes from Mark chapter 14 (show them in your Bible). This is the Bible. It is God's Word. He wrote it, so we know everything in it is true. This story is about the disciple Peter, one of Jesus' closest followers. Let's go back to the last supper. After Jesus shares His last meal with His disciples, he tells them they will all fall away and abandon Him, their Shepherd. Peter declares to Jesus,

“Even if all the other fall away, I will not!” But Jesus knows all. He tells Peter, “Today, even this very night, before the rooster crows, you yourself will disown me three times.” But Peter did not believe he would ever do such a thing! He kept insisting, “Even if I have to die with You, I will not deny You!” And the others said the same thing also.

SAY: Now we are going to skip ahead. Remember that Peter kept falling asleep in the garden instead of praying like Jesus asked. Soon Judas came with a group of men who wanted to kill Jesus. Judas showed them who Jesus was by giving Him a kiss. They arrested Jesus and all of the disciples fled because they were afraid! Peter decided to follow them at a distance to see where they took Jesus. Peter came to a courtyard and a servant girl of a high priest said, “You were with Jesus!” But Peter denied it, saying, I do not know or understand what you are talking about.” Then he went out onto the porch. The same servant girl saw him and began to tell others “This is one of Jesus’ followers!” But again, Peter denied that he followed Jesus. After a little while, others began saying to Peter, “Surely you are one of them, one of Jesus’ followers!” Peter acted angry! He yelled, “I do not know this man you are talking about!!” Immediately a rooster crowed a second time.... Peter remember what Jesus said, “Before a rooster crows twice, you will deny me three times.” And Peter began to weep. ASK: Did what Jesus say to Peter come true? (Yes) Why do you think Peter began to weep when he remembered what Jesus said? (He felt ashamed (bad, guilty) for what he had done.) Was Peter guilty? (Yes) Should he have felt ashamed? (Yes) What do you think Jesus thinks of Peter? (Allow them to think about this without giving them an answer quite yet.) When we sin, it makes us feel very bad sometimes too. Have you ever felt ashamed? Can you tell me about it? (Allow time for them to discuss.)

3. SAY: Peter wept because he felt ashamed and guilty. He saw how sinful He was. It embarrassed him to know what an awful sin he had done. We are sinners. We will always sin. This means we will often feel ashamed like Peter did in today’s lesson. But Jesus was not angry with Peter. In fact, His love is so perfect, He chose to use Peter for great things even though Peter denied Him! Jesus forgave Peter! Peter became a great man of God who shared the Gospel with many, many people! He even wrote some of the books in the Bible! SAY: Jesus takes away our shame. He forgives us and loves us, no matter what we do. Peter learned this great lesson. It was important for him to realize he was not as good as he thought he was. He saw in this moment that he was horrible and it made him ashamed. But God used this bad feeling to help Peter see how much he needed Jesus, His love, and His righteousness. SAY: Our sin makes us messy people. But no matter how sinful we are, God can use us for His glory, just like He did for Peter. In a way, God takes our mess (our sin and shame) and makes a beautiful picture, just like the embroidery we looked at. With Him as our Saviour and Lord, we never have to be ashamed! Pass out paper scraps, glue, and pieces of paper. SAY: I want you to use these messy scraps of paper to make a beautiful picture.

Hang this picture in your house to remind you of how God can use us messy people for His purpose and glory.

4. Worship together through song. SAY: We stand forgiven at the cross because Jesus chose to be obedient and die for us. Let’s pray together to Him now. (In your prayer, communicate your great love for Jesus because of His great sacrifice and His forgiveness. Praise Him for the hope we have because He did not stay dead but rose and that we no longer have to be ashamed.)

TERM FOUR LESSON EIGHT: JESUS IS CRUCIFIED AND RESURRECTED

Scripture: Mark 15:16-47; Mark 16:1-8, Ephesians 6:10-17

Jesus dies on the cross, taking our sin upon His shoulders. Jesus rises from the dead. Learners will know Jesus has completely conquered sin and death.

Resources: Wooden cross; small squares of paper; hammer and small nails.

****Before the children arrive, have the Bible outfits ready.**

1. Hold up the wooden cross. ASK: Do any of you know what this is? This is a cross. (Pass it around, encourage them to feel the wood.) Let me remind you what crosses were used for. During the time of the Bible, people who had done very bad things (criminals) were killed on crosses. It is a horrible way to be punished. The criminals would be forced to carry their cross to the place where they would be hung. Everyone who saw them knew they had done something very bad. Does anyone know why the cross is important for Christians? (Jesus died on the cross.) Was Jesus a bad person? Did He do bad things? (No and no.) Jesus did not deserve to die on the cross, but He did it because of His great love for us and for God the Father. This was God's plan from the very beginning. Because Jesus died on the cross, we can be forgiven of our sin and have a relationship with Him.

2. SAY: Today our lesson is found in Mark chapter 15. This is the Bible. It is God's Word. He wrote it, so we know everything in it is true. Jesus has been beaten, spit upon, and mocked. He is in a lot of pain physically and knows He will soon die. This is a very sad story, but it helps us to love Jesus even more as we see the pain He went through so that we may be forgiven of our sins. SAY: After mocking Him, the soldiers led him out to be crucified. Jesus was very weak from being beaten. He fell while carrying the cross. It was bigger than Jesus and very, very heavy. A man named Simon was forced to carry it for Jesus. Then they led him out to crucify him. They brought Jesus to a place called Golgotha. Can you say Golgotha? It means "the place of the skull." Here, they crucified Jesus Christ, the Son of God, the King of the Jews. They nailed Him to the cross and lifted it up for all to see. It was about nine o' clock in the morning. Two criminals were also crucified at the same time as Jesus, one on His left and one on His right. Everyone who passed by Jesus shouted mean things to Him: "So! You are going to destroy the temple and build it in three days. Come down from the cross and save yourself!" The priests mocked Him to each other, saying, "He saved others, but He cannot save Himself! Let his Messiah, this king of Israel, come down now from the cross, that we may see and believe!" Mark tells us that those that were crucifying Him also hurled (like throwing your words, yelling) insults at Jesus.

At noon, the sky suddenly went dark over the whole land! (Turn out light) It stayed dark for three hours. And at three in the afternoon Jesus cried out in a loud voice, "Eloi, Eloi, lema sabachthani?" (which means "My God, my God, why have you forsaken me?"). After this, with a loud cry, Jesus took His last breath. The curtain of the temple was torn in two from top to bottom! And when the centurion, who stood there in front of Jesus, saw how he died, he said, "Surely this man was the Son of God!" That evening, a man named Joseph asked if He could have Jesus' body. He took Him off of the cross, wrapped Him in cloth, and placed Him in a tomb cut out of rock. He rolled a stone against the opening of the tomb. This is the saddest part of Jesus' life! But remember that He did not stay dead! He conquered death and sin!

3. Pass out small squares of paper to each child. SAY: We are sinners. It is impossible for any of us not to sin. Sin is anything we do to disobey God. What sins that all of us struggle with every day? (Write their answers on the board. For example, anger, lying, selfishness, disobeying parents, etc.) When Jesus died, He died for our sins. Our sins make us guilty. Jesus took the record of our sins away when He was nailed to the cross. He took the punishment, so we do not have to be guilty anymore. I want you to write down a sin that you struggle with every day and fold up your piece of paper. Then, one at a time, I am going to help you nail it to this cross.

4. Jesus fought for us on the cross, defeating once and for all sin and death and winning the victory! This was the greatest victory that was ever won! Who do you think won this victory? (Jesus!) Let's hear God's Word and see what happens!

Scripture (say in your own words): When the Sabbath was over, Mary Magdalene, Mary the mother of James, and Salome bought spices so that they might go to anoint Jesus' body. Very early on the first

day of the week, just after sunrise, they were on their way to the tomb and they asked each other, "Who will roll the stone away from the entrance of the tomb?" (SAY: The stone was very, very heavy! They would not be able to move it by themselves.)

But when they looked up, they saw that the stone, which was very large, had been rolled away. As they entered the tomb, they saw a young man dressed in a white robe sitting on the right side, and they were alarmed. (ASK: Does anyone know what alarmed means? Can you show me what you think their faces looked like when they were alarmed?)

"Don't be alarmed," he said. "You are looking for Jesus the Nazarene, who was crucified. He has risen! He is not here. See the place where they laid him. But go, tell his disciples and Peter, 'He is going ahead of you into Galilee. There you will see him, just as he told you.'"

Trembling and bewildered, the women went out and fled from the tomb. They said nothing to anyone, because they were afraid.

Act out the story together. You may want to use props.

5. SAY: We stand forgiven at the cross because Jesus chose to be obedient and die for us. Let's pray together to Him now. (In your prayer, communicate your great love for Jesus because of His great sacrifice. Praise Him for the hope we have because He did not stay dead but rose. All believers will one day be with Him forever.)

SECTION 9**GAMES AND PHYSICAL ACTIVITIES****WHO IS KNOCKING ON MY DOOR?**

Put a chair in front of the class, facing the blackboard.

Ask a child to come and sit down on the chair and cover her eyes. Her back should be to the class.

Point to another child without calling out his name. The child must quietly come out and knock on the back of the chair.

The child on the chair says, "Who is knocking on my door?"

The child behind the chair says, "I am knocking on your door."

The child on the chair must try to guess the name of the child who knocked just by listening to the voice.

Repeat with many children.

SOFT AND LOUD

Ask one child to come to the front of the class. Tell the child you are going to move something in the room and she has to find what has moved.

Tell the child you are going to help them find the object through a 'loud' and 'quiet' sound. If she hears a loud sound that means she is close to the object. If she hears a quiet sound that means she is far away from the object. (If you use tapping, clapping or singing the other children can join in and help you.)

Ask the child to leave the class and no peeping. Move something in the room.

Ask the child to come in again. As she comes in, start the sound (tapping, clapping or singing) and increase or decrease the volume to guide the child to the moved object. If the child is far away from the object then the sound should be quiet and as she gets closer the sound should get louder.

Allow several children to try the game.

SANDBAG GAMES

Run around doing anything with the sand bag. On the signal stop and put the sandbag between their feet. (Vary the stop task.)

Jump over the sandbag sideways, backwards, run and jump over, move at different speeds around the sandbag

Balance sandbag on different body parts.

Move sandbag with different body parts.

Children stand in a line with their sandbags. They should bend over and throw their sandbags through their legs over to a line which has been designated by the teacher.



ROPE GAMES

Rope tied in a circle.

Crouch, jump and land in the circle in a crouch

Open arms wide as they jump in the circle

Jump forwards, backwards into the circle

Jump with one foot

Jump with hands reaching the sky

Walk around the circle and freeze on signal

Crawl from one circle to another

Throw sandbags into the circle, increasing the distance

MIRROR GAME

Children sit or stand in pairs facing each other. One is the mirror and must copy exactly the actions that the other one does, e.g. clap their hands, tap their legs, scratch their heads, yawn, rub their hands, etc.

FINE MOTOR ACTIVITIES

Squeezing pegs around the outside of a tin

Squeezing, rolling and pinching play doh

Construction using blocks

Buttoning and unbuttoning large buttons

Colouring in or tracing around various objects

Drawing in wet sand or dirt

Painting shapes on concrete using water and a large paint brush

Threading

SENSORY MOTOR EXERCISES

- | | |
|-------------------------------|---------------------------------|
| 1. Homolateral walking | 5. Cross pattern walking |
| 2. Homolateral flip flops | 6. Cross pattern flip flops |
| 3. Homolateral commando crawl | 7. Cross pattern commando crawl |
| 4. Sausage rolls | |

1. Sausage Rolls

Lay on the back with the head and legs straight and the arms down by the sides.



Using the muscles from the back and neck, start to roll over to one side. Do not use the arms, knees or feet to roll.



Complete the roll over on to the tummy. Use the back and neck muscles to roll back again.



Lay on the front across a table arms out straight in front, fingers pointed.



Lift head and top part of body up off table and look up. Hold a few seconds.



Lift again and twist a little to left so right side rises and eyes focus with turned head. Repeat on other side.

2. Homolateral Walking



Step one foot out in front. Point to that foot using the arm on the same side of the body as the foot. Look at the foot you are pointing to.



Step with the other foot. Point to it with the arm on the same side of the body as the foot. Look at the foot you are pointing to.



Keep walking slowly. Point to the foot each time using the arm on that side of the body.

3. Homolateral Flip Flops

Lay flat on the tummy. Keep the left leg straight with the left arm straight down and beside the body. Move the right leg to a bent position like a corner and the right arm to a bent position like a corner. Keep the hand flat with the eyes watching the hand.



Move the left arm and leg to a straight position and the right arm and leg to a bent position. Move the head to the other side and look at the flat hand.



Keep changing sides slowly. Try to learn to change both arms and both legs and the head at the same time, smoothly and quickly.

Variation: Do the exercises standing or seated on the edge of a chair.



WRONG BODY POSITION

The body should not lift up from the surface. It should stay flat while changing.



WRONG BODY POSITION

The tummy should stay flat on the surface. It can take a little while to learn this.

4. Homolateral Commando Crawl

Start in the position for the Flip Flop. Use the bent arm and leg to pull the body forward as you change sides.



The bent arm and leg should now be on the other side. Use them to pull the body forward to change side again.



Keep moving forward along the floor, changing sides and pulling with the bent side.



Dig the toes in to the ground to push the body forward.

Variation: Do the exercises standing or seated on the edge of a chair.

5. Cross-pattern Walking

Step one foot out in front. Point to that foot using the arm on the other side of the body from the foot. Look at the foot you are pointing to.



Step with the other foot. Point to it with the arm on the other side of the body from the foot. Look at the foot you are pointing to.



Keep walking slowly. Point to the foot each time using the arm on the opposite side of the body.

6. Cross-pattern Flip Flops

Lay flat on the tummy. Keep the right leg straight with the left arm straight down and behind the back. Move the left leg to a bent position like a corner and the right arm to a bent position like a corner. Keep the hand flat with the eyes watching the hand.



Move the bent arm and bent leg to a straight position. Move the straight arm and leg to the bent position. Move the head to the other side and look at the flat hand. Remember, the bent arm and leg are now on opposite sides, not the same sides.



Keep changing sides slowly. Try to learn to change both arms and both legs and the head at the same time, smoothly and quickly.

Variation: Do the exercises standing or seated on the edge of a chair.

7. Cross-pattern Commando Crawl



Start in the position for the Cross-pattern Flip Flop. Use the bent arm and leg to pull the body forward as you change sides.



The bent arm and leg should now be on the other side. Use them to pull the body forward to change side again.



Keep moving forward along the floor, changing sides and pulling with the bent side.

Variation: Do the exercises standing or seated on the edge of a chair.

EYE TRACKING EXERCISES

Eye tracking – keep the head still (only eyes move) and follow a finger or straight object in front of the eyes, up and down and then side to side and then randomly.

Opposite knee taps – sitting cross-legged, tap one hand to the opposite knee and then the other, eyes to follow

Marching thumbs – sitting cross legged, raise each thumb in turn up in front of the face, eyes to follow.

FULL BODY SKILLS

Galloping – the leg to become dominant does most of the work. Push and leap with that leg, which must be in front all the time for forwards galloping.

Throwing – show and practise underarm throwing, stepping forward with the opposite foot. Throw one-handed, both hands to end up relaxed together.

Hitting – hand to become dominant to be around the shaft of the bat with the other hand at the handle end. Start with the bat resting on the shoulder or the ground on the dominant side. Stand with the feet apart and turn side-on to the person pitching the ball.

GENERAL BODY MANAGEMENT GAMES

WHAT'S THE TIME, MR WOLF?

Teacher or child is the Mr. Wolf. Mr. Wolf is followed by the class repeatedly asking in chorus, "What's the time, Mr. Wolf?" Mr. Wolf gives various answers such as, "nine o'clock; eleven o'clock" but when he says, "dinner time" all race home. Whomever the wolf catches is up next.

GUESS THE NUMBERS

Children stand in free formation and face the leader who thinks of a number between 1 and 10. The children then count consecutively from 1 to 10 pausing after each number while the leader calls, "yes" or "no." When the right number is reached all race home with the leader chasing.

CAT AND MOUSE

All children except two make a circle with linked hands. One acts as the cat, the other as the mouse. The cat chases the mouse with the children raising or lowering their arms in the circle to help the mouse but hindering the cat.

DUCK, DUCK, GOOSE

All the players, but one, sit in a circle facing inwards. The odd player walks around the outside of the circle, gently tapping each person on the head, saying "duck." As soon as he taps a head and says, "goose," the player must stand up and chase the odd one. The first back to the vacant spot. Without being tagged by the chaser, stays there and the other becomes the odd one.

SNAKE RACE

Class is divided into lines of 6 to 8 players each. "Snake" is made by players holding the waist of the person in front. Teams run forward to cross a finish line.

CHAIN TAG

Five or six separate "He's" are chosen, and as players are caught, they form a chain with the "He" by



whom they were touched.

BATON CHANGING RELAY

Each file is divided into two teams 50 metres apart. Player at the head of the team runs to hand the baton to the opposite player. Continue until all have had a turn. If there is no baton, the runner can tap the hand of the opposite player instead of passing a baton.

ARCH RELAY

Teams line up in couples with inside hands joined to form an arch. On 'go,' the first couple races down outside the team and back under the arches to place. The second couple runs under the arch made by the leaders, down the outside of the team and back under the arches to place. Similarly, for 3rd, 4th, etc.

IN AND OUT LINES

Teams are in open formation. Leader, on the signal, runs down the side of his team, and on his return weaves in and out of his line to place. Each player in turn weaves in and out to the top of the team, runs down the side and returns to place, again weaving in and out.

FRUIT SALAD

Class is divided into open formation. Each team member is given the name of a fruit. When a particular fruit is called, that member runs around an object (e.g. ball, hoop) placed in front of his team and back to place. A selection of fruits can be called at the same time. If "Fruit Salad" is called the whole team, holding hands, runs around the object and back. First team or team members to return to place scores a point.

PASS THE STICK

Pair the children. Have the partners put their backs to each other. Give each pair a stick. The child with the stick should turn around and pass the stick to her partner. Once the other child gets the stick, she should also turn around and pass the stick to her partner. Continue until the signal is given.

WALK OR RUN

Have the children form a circle. One child is 'it' and walks around the outside of the circle saying walk, walk, walk tapping each child on the shoulder as she passes them. When she says 'run' the player touched chases her around the circle and back to the chaser's spot. The chaser becomes the new 'it'.

NUMBER TEAMS

Children stand in teams. Teacher calls a number and the students stand in formation to look like that number. First team in position wins.

BALL MOVEMENT

Different ways of moving a ball, using different body parts.

ON THE BEACH, IN THE SEA

All the children stand with their feet on a line. One side of the line is 'on the beach' and the other side is 'in the sea'. The teacher calls out "on the beach" or "in the sea" and the children jump into that position. Those who move wrongly are out.

CULTURAL GAMES

CHINESE GAMES

FINGERS OUT

This is a simple guessing game for which you just need two kids! Great for passing the odd waiting moment or car journey.

The children face each other and count to 3. On “3” they put out one hand - either as a fist or with 1, 2 or 3 fingers extended, shouting out at the same time a number between 1 and 6.

Add up the number of fingers extended with both children. If a child guessed the exact number of fingers shown they score 2 points. If they guessed nearest the number of fingers shown, they score 1 point. If there is a tie, no points are scored. The first to a given number or points - perhaps 5 or 10 - wins.

Play the game using different languages.

HAWK CATCHING THE CHICKS

This is a traditional Chinese chase game, to be played outdoors. It is a good game to play with a mixed age-group.

One child is chosen to be the Hawk, and another the Hen. All the other children are Chicks, and line up behind the Hen, holding onto the clothes of the child in front of them.

The Hawk and the Hen face each other, and the Hawk now tries to catch the Chicks. The Hen protects her Chicks, holding out her hands and moving from side to side (with her Chicks swaying in a line behind her).

Any Chicks which are caught move over to stand behind the Hawk, and the line of Chicks closes up behind the hen.



AFRICAN GAMES

MBUBE

Pronounced “Mboo-bay Mboo-bay,” this game uses a Zulu word for lion. The Zulu tribe is based in what is modern-day South Africa. The game is good for groups of six or more.

In this game, children help a lion, or mbube, locate and capture an impala (a deer-like animal with antlers). Players begin the game standing in a circle and two blindfolded players start the game. One player is the lion and the other one is the impala.

First, both players are spun around. Next, players in the circle begin calling out to the lion, “mbube, mbube!” As the impala gets closer to the lion, the circle players’ chants get quicker and louder.

Conversely, if the lion is far away, the circle’s chants decrease and get softer.

If the lion fails to catch the impala in a minute, a new lion is chosen, and if the lion catches the impala, a new impala is chosen.

MEXICAN GAMES

STEALING THE SOMBRERO

First each child must have a sombrero. You can make the sombreros easily out of paper if needed. Attach a sombrero to each child’s back. When the Mexican music starts, each child must try to steal another child’s sombrero without losing their own. Start and stop the music to signal the beginning and ending of each round. Children who lose their sombreros must sit out on the next rounds, until the last two children are left who are declared the winners.

MEXICAN HAT DANCE

Children play the game to enjoy Mexican music and dance. To play, children form a circle while holding hands. Play some Mexican hat dance music and have the children move clockwise while raising their hands together. Meanwhile, call a child’s name that must go into the centre of the circle and do a dance. Repeat the process until each child has practiced their dance moves in this traditional Mexican game!

BENDING THE SUNLIGHT EXPERIMENT

What you need:

A glass of water

A sheet of white paper

A sunny day or good torch

Instructions:

Fill the glass almost to the top with water.

If you are using the sun, place the glass so that it is half on and half off the edge of a table, and so that the sun shines directly through the water, onto a sheet of white paper on the floor.

Adjust the paper and the glass until a rainbow forms on the paper.

If you are using a torch, place the glass of water on the white piece of paper and move the torch around

until you see a rainbow on the piece of paper.

Why does it happen?

Light is made up of many colours and when it passes through water, it is bent or broken up into the other colours seen in a rainbow.

RECIPES FOR CRAFT NEEDS

MAKING PLAY DOH

Six cups plain flour

2 cups salt

1 tablespoon oil

2 cups water

Few drops food colouring

CORNFLOUR MIX

(for pasting pictures and painting)

10 cups water

22 spoons cornflour

Cook for five minutes

Keep stirring until thick and ready

FINGER PAINTING PAINT (FOR 14)

2 cups water

5 spoons cornflour

Mix colours while still warm for smoothness.

Keep stirring

COLORS

Red + blue = maroon

Blue + red = purple

Blue + yellow = green

Red + green = brown

Red + yellow = orange

CORN FLOUR GLUE

(For spray painting)

10 cups water

8 spoons cornflour

Cook for five minutes

Keep stirring until ready

Painting with – brush, mop, marble, stamp, sponge, foot, finger, string, straw



SECTION 10

RESOURCES

Stones	Sand or dirt for play
Shells	Water for play
Leaves	Plastic bottles
Bottle tops	Feathers – cleaned
Ring-pulls from drink cans	Egg trays
Seeds	Thin sticks
Coconut shells	Straws from bamboo or pawpaw
Empty boxes and packets	Old shirts to protect clothes from paint
Tins – clean and not sharp	

STUDENT NEEDS

Pegs	Plastic sheets
Tubs for sand and water	Tubs to store books
Buckets	Tubs to store resources
Bowls jugs	Dustpan
Paper plates	Scrub brushes
Globe, map	Detergent or soap
Balls or made from coconut fronds	Cleaning cloths
Chalk	Torches
Pens for posters and marking	Mirror
Scarves or lava-lavas	Manilla folders for files

THINGS TO BUY FOR CLASSROOM USE

Toilet paper	Scissors
Tissues	String
Crayons	Glue
Thick pencils	Paint
Sticky tape	brushes
Paper	2 Scrap books per learner

BOOK DETAILS

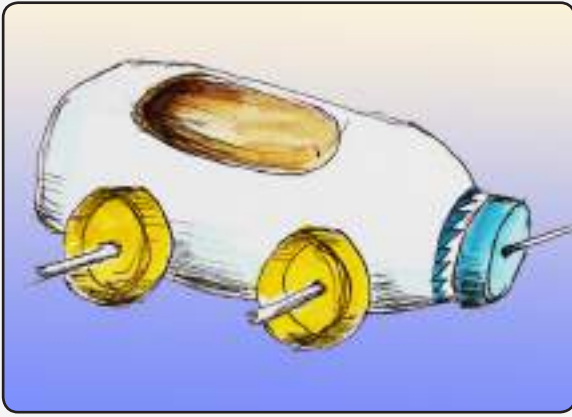
This table summarises a request for each PPY class to be resourced with 14 Big Books and 34 small books (2 copies of each). Two books are bilingual Pijin/English. The others are in English. (Books written in Language will have to be sourced by each school.) That means a total of 68 small books and 14 big books in each classroom, inside a plastic box for storage.

	Name		Quantity per class
Fitzroy Readers 12 Titles <i>Small books</i>	1. A Fat Cat 2. A Big Pig 3. Bug on a Rug 4. Dot 5. The Pet Hen 6. Fox on the Box	7. I Can Run 8. The Picnic 9. My Pup 10. John and His Fox 11. The Animals 12. My Lost Bear	1 each title
Sunshine Books 20 Titles <i>Small books</i>	Building with Blocks L1 My Family L1 The Storm L1 Under the Sea L1 I See A Face L2 My Shadow L2 Made Out of Sand L2 Give me a Hug L2 Look L2 I like my Dad L3	Just Like Me L3 Can I Get On? L3 Shark in a Sack L3 Spider, Spider L4 Dr Sprocket... L4 There is a planet L 5 Look Out! L5 Good For You L5 Let's Have a Swim L5 The Smile L5	1 each title
Sunshine Books 3 Titles <i>Big books</i>	Ants Can't Read, Talk, talk, talk, Rainbows		1 each title
UNICEF books 9 titles <i>Big books</i>	I love it when I love to read 7 Things I Learn From YOU! My Wonderful Daddy	Jeff's Magic Hook Tik My Ukelele I can be your mummy too A new friend	1 each title
LASI Books 2 titles	The Dog Who Tricked the Pig The Frog Who Talked Too Much		1 big and 1 small each title


SECTION 11
RESOURCE MAKING




Resources to Make

RESOURCES TO MAKE

Toy Car made from a plastic water bottle, some lids and wire or bamboo.



Make a tray of sand, salt or sugar. Letters or numbers can be traced in them again and again.



Balance scales using a coat hanger and two small buckets.




Blocks painted with blackboard paint can be written on with chalk for any purpose.



Colour matching using clothes pegs painted to match dots on the page.



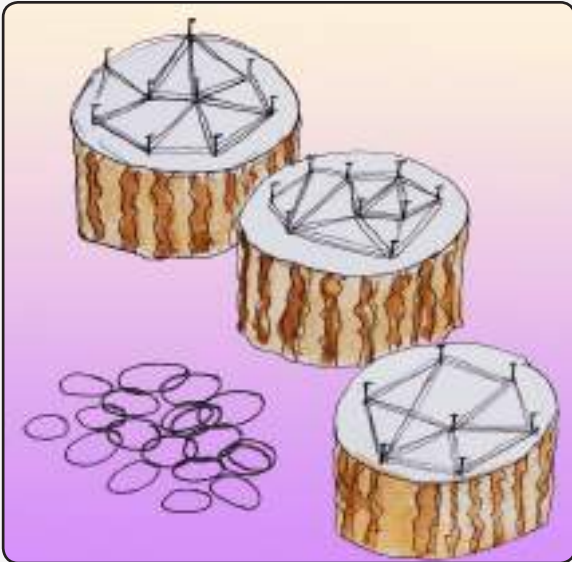
Paint brushes can be made from sticks with bunches of leaves tied on to the end or rope old paint brushes, betel nut fibres or pandanus fibres can be used as well.



Paint can be made from crushed chalk with a little water added to it.



Collect shells and bottle tops. Then use a marker pen to write letters or numbers on them.



Geoboards made with slices of log with nails or screws in them.



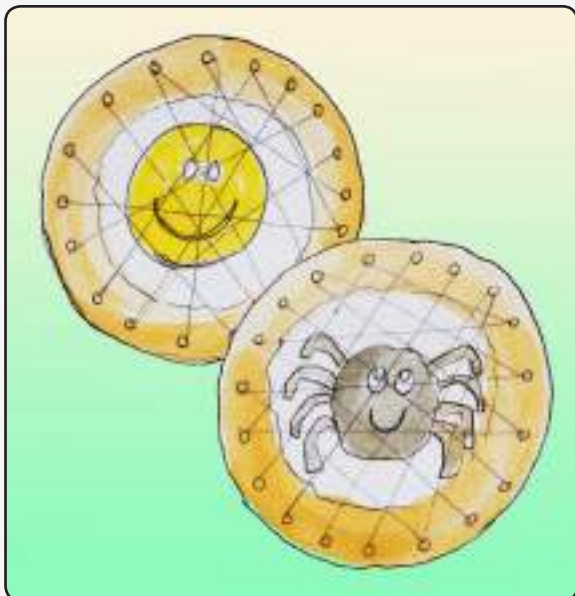
Stacking games can be played with blocks that have sight words written on them.



Play objects for kitchens or shops can be made from slabs of dried mud which is then painted.



Paint key ideas on to stones and use them to tell or write stories.



Weaving can be done on paper plates or cardboard. Try weaving across an open box.

An interesting water fountain can be made with plastic water bottles screwed on to a post.

