

MARKER CODE



Student Personal Identification Number

# Solomon Islands National Form Six Certificate

## DEVELOPMENT STUDIES

2017

### QUESTION AND ANSWER BOOKLET

**Time allowed: 3 Hrs + 10 minutes reading time**

#### **INSTRUCTIONS**

1. There are three sections to the paper.
2. This paper contains eight questions; 1-8. You should allocate your time as follows:

<b>Reading Time</b>	<b>10 minutes</b>
<b>QUESTION 1:</b> WORLD MAP	10 minutes
<b>QUESTION 2:</b> CARTOON INTERPRETATION	10 minutes
<b>QUESTION 3:</b> WHAT IS DEVELOPMENT?	25 minutes
<b>QUESTION 4:</b> ECONOMIC DEVELOPMENT: PRIMARY PRODUCTION	25 minutes
<b>QUESTION 5:</b> ECONOMIC DEVELOPMENT: SECONDARY, TERTIARY AND QUATERNARY PRODUCTION	25 minutes
<b>QUESTION 6:</b> INTERNATIONAL AID	25 minutes
<b>QUESTION 7:</b> ENVIRONMENTAL SECURITY	25 minutes
<b>QUESTION 8:</b> SOCIAL ISSUES	25 minutes

3. You are encouraged to illustrate your answers with relevant maps and diagrams.
4. You will need an accurate ruler.
5. You may use a calculator and a circular protractor.
6. Answers must be written in the spaces provided in this booklet. Additional sheets of paper can be obtained from your supervisor if necessary. Insert these in the appropriate part of your booklet and tie securely.
7. Write your Student Personal Identification Number (SPIN) in the space provided at the top of this page and on the fold-out flap at the back of this booklet.

Check that this booklet contains pages **1-26** in the correct order and that none of these pages are blank

**TOTAL MARKS**

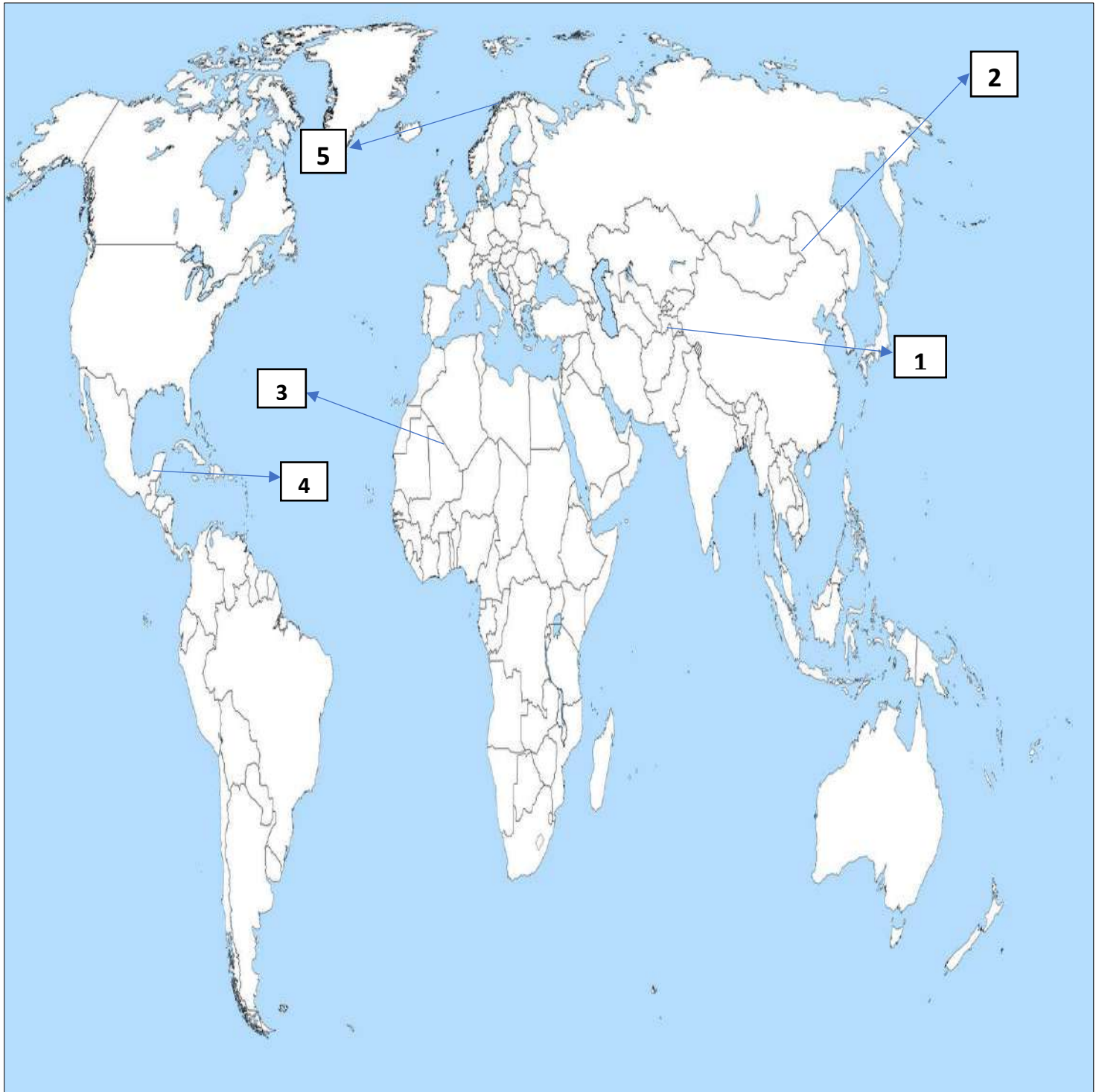
**100**

**QUESTION 1: WORLD MAP**

**(5 MARKS)**

**Study Figure 1 below to answer the following question on page 3.**

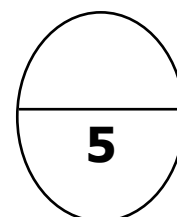
Figure 1: World Map



Five countries are numbered 1 to 5 on the world map on page 1. Write the correct number and correct name of each country next to the correct description given below.

Description	Country number	Country name
a. Kabul is the capital with an estimated population growth of 2.3% annually.		
b. A country with five growing cities with biggest contributor to greenhouse gases.		
c. Majority of the Labour force is in the primary industry		
d. The country's economy is mainly managed by military force which affected its standard of living which force citizens to live in poverty		
e. Fourth largest country in Europe and is one tenth larger than California and has one of the world's best education system		

Q. 1



**QUESTION 2:      CARTOON INTERPRETATION      (5 MARKS)**

**Study the cartoon in Figure 2 below to answer questions (a) to (d).**

Figure 2 The G-8 Summit



*Cartoon stock .com*

a) From your own knowledge, explain what G-8 Summit is and its purpose.

---

---

---

(1 mark)

b) Which countries benefit a lot from the G-8 summit?

---

---

---

(1 mark)

c) Identify two ways in which G-8 summit can help to alleviate poverty and improve standard of living in African countries.

---

---

---

---

---

(2 marks)

- d) Give ONE practical solution to the common problem faced by developing countries as indicated in the cartoon illustration on page 3.

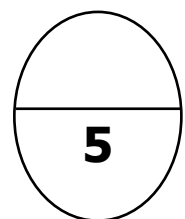
---

---

---

(1 mark)

Q. 2



**QUESTION 3: WHAT IS DEVELOPMENT**

**(15 MARKS)**

**Study 2015 development index statistical table (Figure 3) below to answer questions (a) to (h).**

**Figure 3: Human Development Index**

<b>Indicators</b>  <b>Countries</b>	<b>A</b> Population density (millions)	<b>B</b> Life expectancy at 60 years	<b>C</b> Physician (per 10,000 people)	<b>D</b> Education (% of Population with at least some secondary education)	<b>E</b> Unemployment Youth not in school or employment (% ages 15-24)	<b>F</b> GDP (2011 PPP \$billions)	<b>G</b> HDI
Malaysia	30.3	19.3	12.0	88.8	10.4	767.6	0.789
Israel	8.1	24.6	33.4	77.1	8.1	265.4	0.899
Cuba	11.4	23.1	67.2	84.8	6.5	226.7	0.775
Phillippines	100.7	16.8	11.5	71.6	15.7	697.4	0.682
Nigeria	182.2	13.7	4.0	-	8.6	1,027.4	0.527
Papua New Guinea	7.6	14.9	0.6	11.7	6.7	203	0.516
Yemen	26.8	16.3	2.0	24.2	30.1	93.5	0.482

**\*GDP = Gross Domestic Product is total measure of the total output of a country**

a) From the table. State the two countries that have the lowest quality of life, giving statistical evidence to support your answer

Two countries: \_\_\_\_\_ and \_\_\_\_\_

Statistical evidence for your answer:

---

---

---

---

(2 marks)

b) Explain what is meant by "Physician per 10,000 people", illustrating your answer regarding relevant statistics from Table 1.

---

---

---

---

(1 mark)

c) Write in this box the formula for calculating GDP per capita

(1 mark)

d) Using the statistics given on page 5, classify these countries into THREE groups, per their human development. Write the names of the countries into the appropriate column.

High Human Development	Medium Human Development	Low Human Development

(2 marks)

e) Do you think that "unemployment (indicator E) is a useful way of measuring the level of development of a country? **YES / NO** (*Circle either YES or NO*)

Give ONE reason for your answer, using one or more statistics from the table on page 5 as evidence.

---

---

---

---

---

(1 mark)

f) State two implications of countries experiencing low percentage of its populace accessing at least secondary education.

---

---

---

---

---

(2 marks)

- g) List and explain some of the contributing factors that help to increase life expectancy of some countries.

---

---


---

---

---


(2 marks)

- h) In the space below, construct an appropriate graph to show the data on per GDP for each country. Label your graph fully and provide suitable title.



(3 marks)

Q. 3





**QUESTION 4: ECONOMIC DEVELOPMENT – PRIMARY PRODUCTION (15 MARKS)**

a) Define what is "primary production"

---

---

---

(1 mark)

b) Study the two illustrations of an extractive industries below to answer questions (i) to (iii).

Figure 4: TYPES OF EXTRACTIVE INDUSTRIES



[www.mining.industrypacificislands.com](http://www.mining.industrypacificislands.com)



[www.logging.solomonislands.com](http://www.logging.solomonislands.com)

i) Explain in your own words what is meant by "extractive primary industry".

---

---

---

---

(2 marks)

ii) List three strategic ways in which the primary industry can support a country's economy?

---

---

---

---

(3 marks)

iii) What are some of the negative impact primary industries can create on the environment?

---

---

---

---

(2 marks)

c) Study the four photographs in Figure 5 to answer questions (i) to (iv).

Figure 5: DIFFERENT SYSTEMS OF FARMING



i) State TWO inputs into the agricultural system in C:

---

---

(1 mark)

- ii) Describe TWO ways which differentiate the output from commercial and subsistence agriculture.

---

---

---

(2 marks)

- iii) List down advantages and disadvantages of engaging in shifting cultivation farming in the table below.

Advantages	Disadvantages

(3 marks)

- iv) Explain why shifting cultivation is a common farming method practiced in less developed countries.


---

---

---

(1 mark)

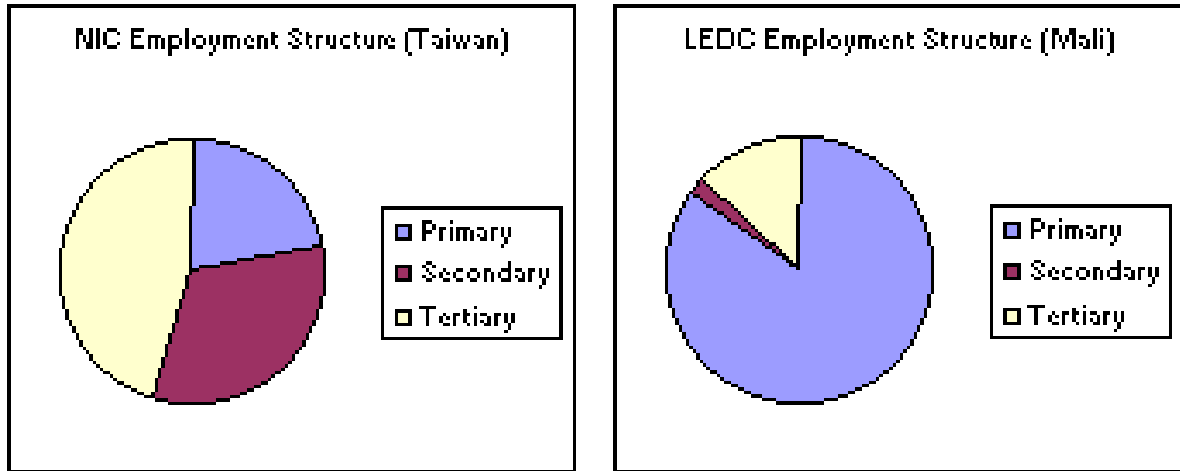
Q. 4



**QUESTION 5: ECONOMIC DEVELOPMENT- SECONDARY, TERTIARY AND QUATERNARY PRODUCTION (15 MARKS)**

**Study Figure 6 below that shows the employment structure for Taiwan and Mali to answer questions (a) to (c).**

Figure 6: EMPLOYMENT STRUCTURES



a) Describe in your own words the term '**Employment Structure**'

---



---



---

(1 mark)

b) Circle the letters (A, B,C or D) with the correct statements

- A. Employment structure for Taiwan represents an employment structure for developing countries
- B. Employment structure for Taiwan represents an employment structure for developed countries
- C. Employment structure for Mali represents employment structures for industrialised nation
- D. Employment structure for Mali represents employment structures of developing countries.

(2 marks)

c) State TWO reasons for the difference in the employment structures of Taiwan and Mali.

---



---

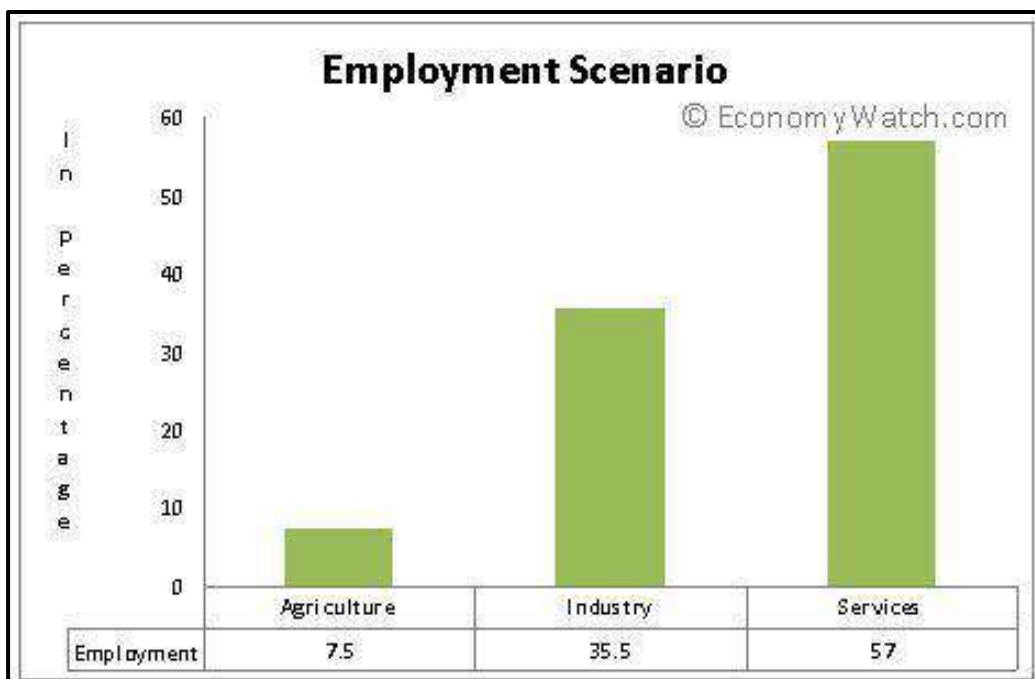


---

(2 marks)

**d) Study Figure 7 below to answer questions (i) to (iii).**

Figure 7: Describes different Employment Scenario



Source: [www.economywatch.com](http://www.economywatch.com)

- i) Identify whether this graph represent an employment scenario of developed or developing countries and support it with evidence from the graph.

---



---



---

(2 marks)

- ii) State TWO reasons why this country represented by the employment structure has less of its employed population engaged in the Agriculture sector?

---



---



---

(2 marks)

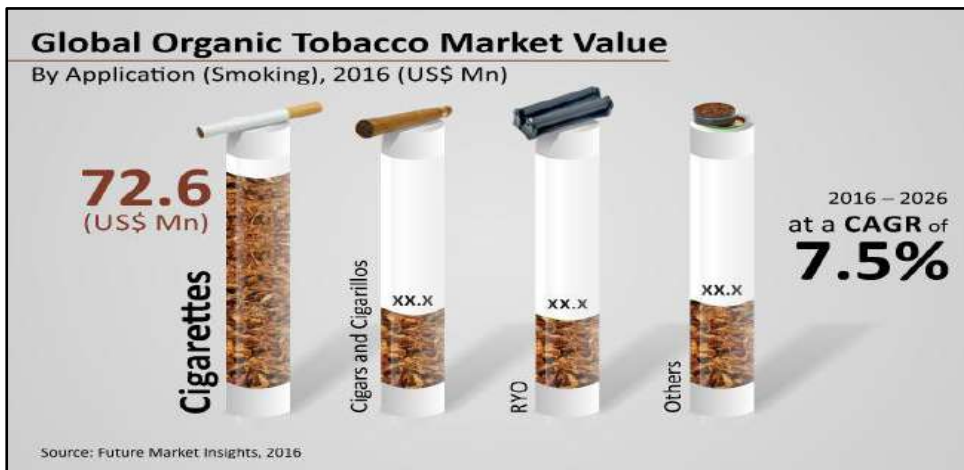
- iii) Which sector in developed countries usually make most profit but gives back least to the economy?

---

(1 mark)

**f) Study Figure 8 below to answer questions (i) to (iii).**

**Figure 8: Global organic tobacco market value.**



Source: [www.globaldistribution+tobacco](http://www.globaldistribution+tobacco)

i) State two reasons why the Tobacco Company can be termed as a Global Multinational/transnational Company

---

---

---

(2 marks)

ii) Identify two benefits that such multinational company contributes towards a country's economy

---

---

(2 marks)

iii) Give ONE disadvantage of this company for people in the South Pacific

---

---

(1 mark)

Q. 5

15

**QUESTION 6: INTERNATIONAL AID**

**(15 MARKS)**

**NZ remains committed to support SI after RAMSI**

The government of New Zealand has pledged to continue to assist the Solomon Islands Government post RAMSI.

This was highlighted in a meeting between Prime Minister Manasseh Sogavare and the Deputy Prime Minister of New Zealand Hon Paula Bennett last Friday June 30, 2017.

She told Prime Minister Sogavare that New Zealand will be still committed even after the departure of RAMSI soldier personnel's.

A total of eight officers-three of whom previously engaged in Solomon Islands under RAMSI and five new officers will be part of a four – year ( NZ Government funded) programme to assist RSIPF, Hon Bennett explained.

The New Zealand Deputy Prime minister also expressed the New Zealand Government's commitment to engage with Solomon Islands youths, particularly in the areas of sport and culture.

She said the upgrade of the Multipurpose Hall and development of a new Futsal Court are some of the activities that the Government of New Zealand is embarking on in terms of youth engagement. She also informed the Prime Minister that the fencing phase of the Munda International Airport project has been completed and new fire trucks for the airport are consigned to Solomon Islands.

In addition to its assistance towards the Munda International Airport project, the New Zealand Deputy Prime Minister said her government will be partnering with the Solomon Islands Government to upgrade the Seghe, Suavanao, Lata and Taro airstrips.

Prime Minister Sogavare has acknowledged these assistance and the existing strong and cordial relationship between Solomon Islands and New Zealand in post RAMSI. Solomon Islands Government and people will be forever grateful to the New Zealand Government and People for their unwavering support.

*(Extract from the Island Sun News paper, 4<sup>th</sup> July 2017)*

a) Name the donor country and what sector in the recipient country the aid is targeting

i) Donor Country: \_\_\_\_\_

ii) Government sector: \_\_\_\_\_

(1 mark)

b) The kind of diplomatic relationship between ROC and Solomon Islands is called.

\_\_\_\_\_

(1 mark)

c) Name other three other countries that participate with the RAMSI programme.

---

---

---

(3 marks)

d) What other key development areas that the New Zealand Government has also prioritised to support.

---

---

---

(2 marks)

e) State TWO disadvantages of countries depending on International Aid

---

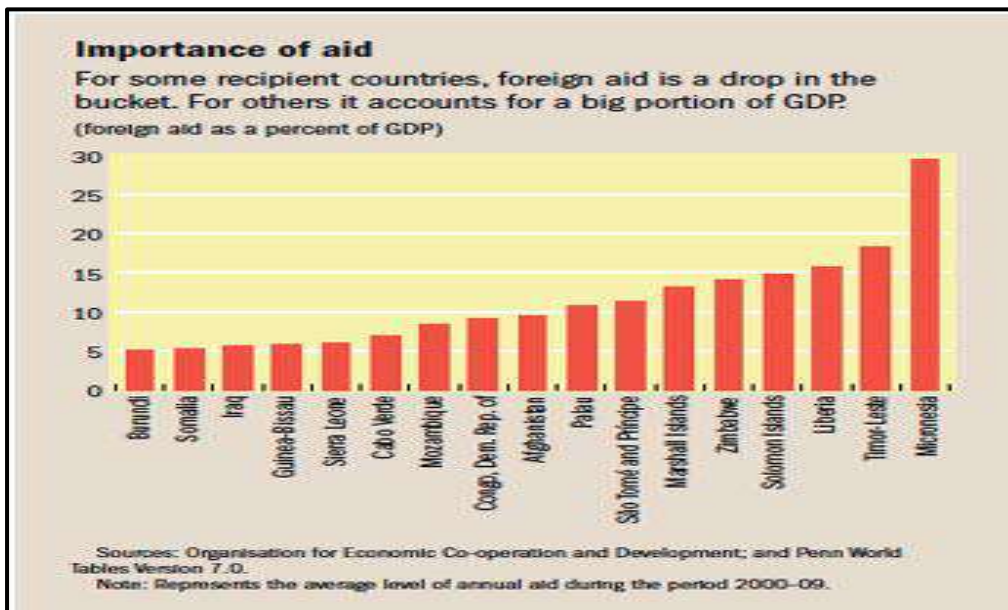
---

---

(2 marks)

**Study Figure 9 below to answer questions (f) to (h).**

Figure 9: Importance of aid



f) Explain in your own words the statement "Foreign aid is a drop in the bucket"

---

---

---

(2 marks)



g) Solomon Islands is the fourth highest recipient of aid and state TWO reasons, why the country heavily depends on aid for its development?

i) \_\_\_\_\_  
\_\_\_\_\_  
\_\_\_\_\_

ii) \_\_\_\_\_  
\_\_\_\_\_  
\_\_\_\_\_


(2 marks)

h) State TWO reasons why Micronesia has heavily depended on aid?

i) \_\_\_\_\_  
\_\_\_\_\_  
\_\_\_\_\_

ii) \_\_\_\_\_  
\_\_\_\_\_  
\_\_\_\_\_

(2 marks)

Q. 6 

**QUESTION 7: ENVIRONMENTAL SECURITY (15 MARKS)**

**Study Figure 10 below to answer questions (a) to (c).**

Figure 10

ENVIRONMENT POLLUTION



Source: [www.environmental.degradation.com](http://www.environmental.degradation.com)

a) What form of environmental impact is indicated by the above illustration?

---

(1 mark)

b) What are two risk that development can done to the environment?

---

---

---

---

(2 marks)

c) Suggest THREE possible worldwide consequences of the environmental impact shown in the illustrations on page 17.

1. \_\_\_\_\_  
\_\_\_\_\_  
\_\_\_\_\_

2. \_\_\_\_\_  
\_\_\_\_\_  
\_\_\_\_\_

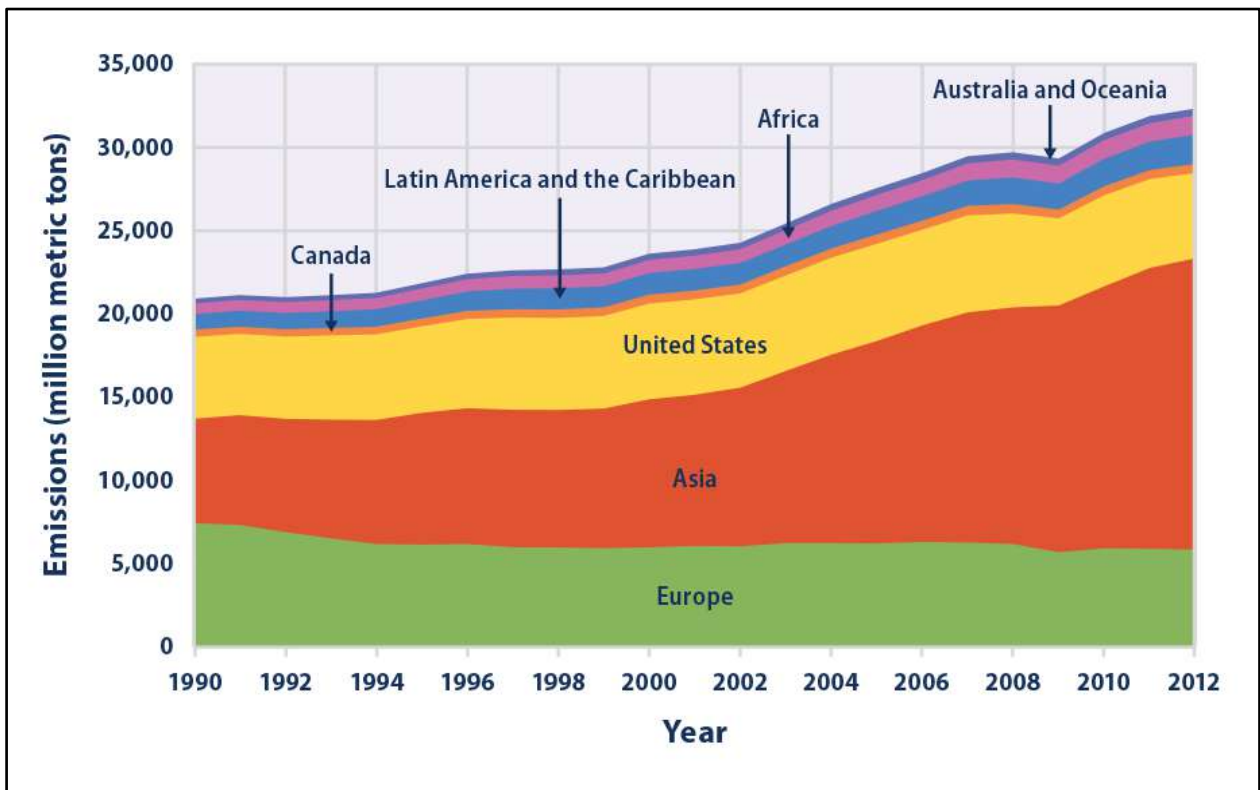
3. \_\_\_\_\_  
\_\_\_\_\_  
\_\_\_\_\_

(3 marks)

**Study Figure 11 below to answer question (d).**

Figure 11

CARBON EMISSION BY COUNTRIES



Source: [www.emissionbycountries.com](http://www.emissionbycountries.com)

d) According to the graphs

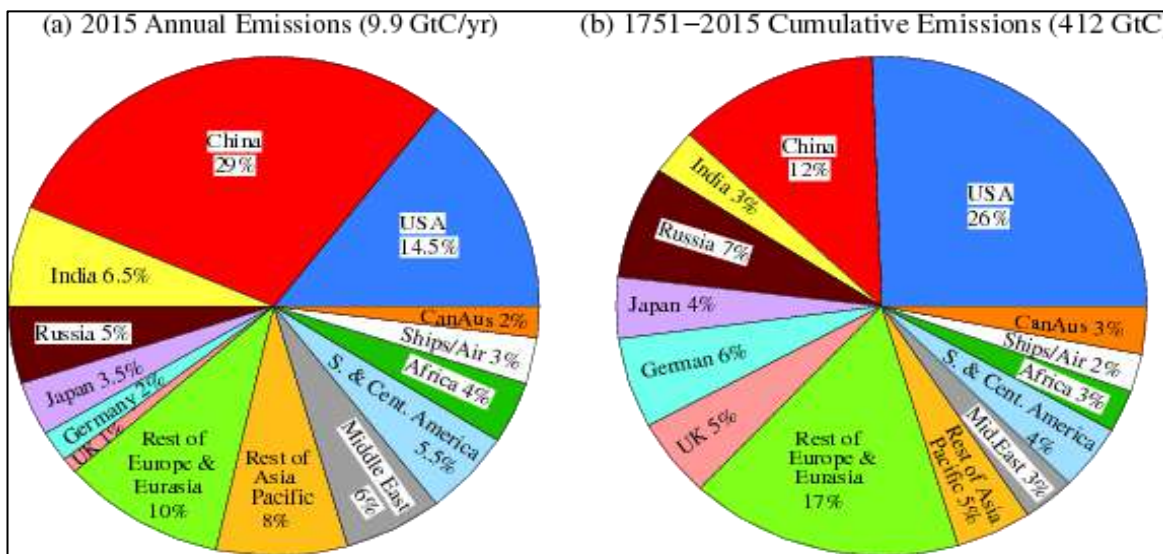
- i. Australia and Oceania are the world's leading producer of carbon dioxide
- ii. Europe has release 10,000 million metric tons in 2012
- iii. Asian Region has release the biggest million metric tons of Carbon dioxide into the atmosphere in 2012 compared to other regions
- iv) United states have experience a drop its Carbon dioxide emission in 2012

Write the code number of the correct answer in this box

(1 mark)

**Study Figure 12 below to answer questions (e) to (g).**

**Figure 12: EMISSIONS PER CAPITA**



Source: [www.emissionspercapita.com](http://www.emissionspercapita.com)

e) State THREE reasons why China has the highest Annual Carbon dioxide emission compared to other countries.

- i. \_\_\_\_\_
- \_\_\_\_\_
- ii. \_\_\_\_\_
- \_\_\_\_\_
- iii. \_\_\_\_\_
- \_\_\_\_\_

(3 marks)

f) State TWO reasons why USA has the highest cumulative Carbon dioxide emission compared to China even though China has the highest Carbon dioxide annual emission.

- i. \_\_\_\_\_
- \_\_\_\_\_
- ii. \_\_\_\_\_
- \_\_\_\_\_

(2 marks)

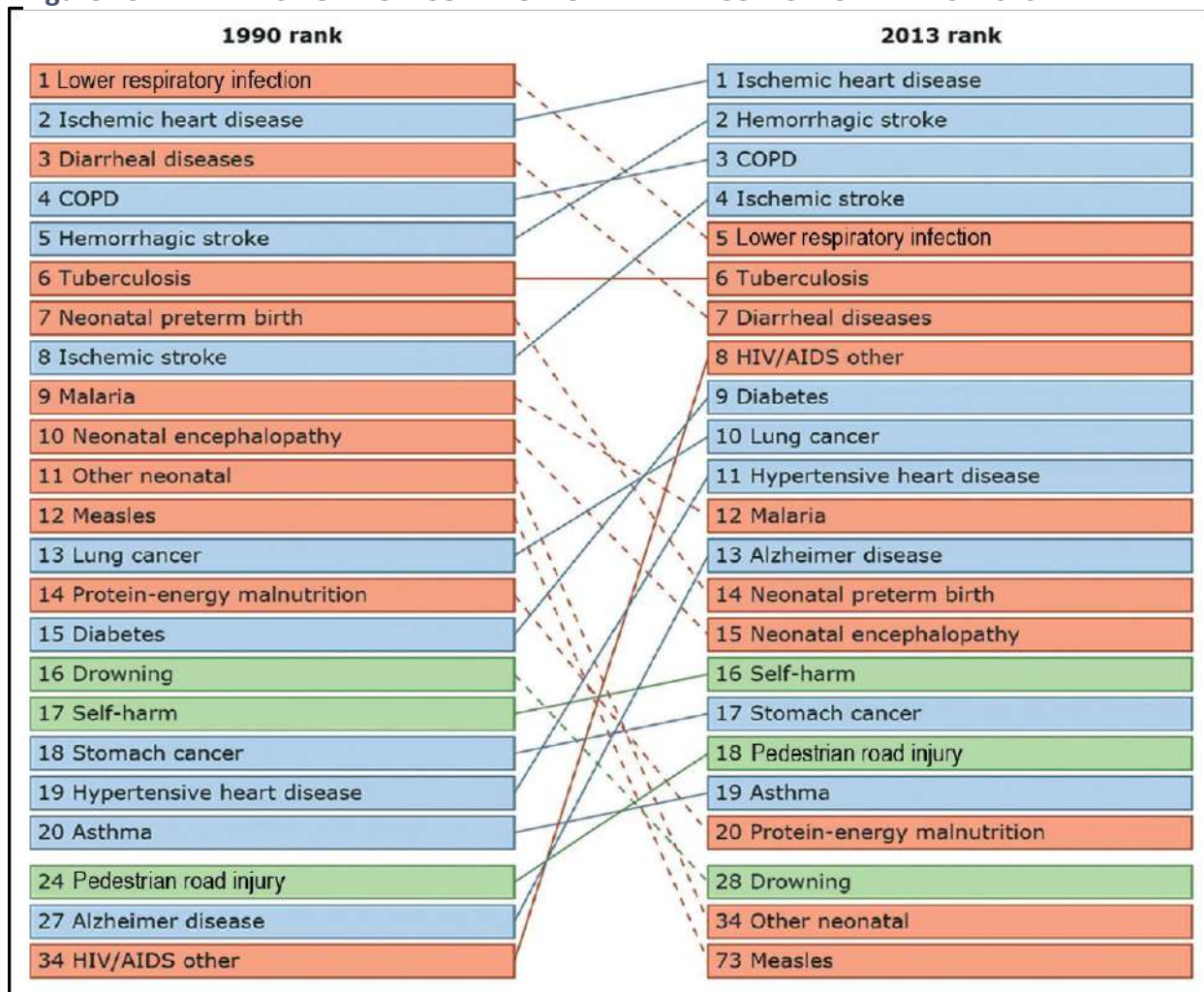


**QUESTION 8: SOCIAL ISSUES**

**(15 MARKS)**

Study Figure 13 below to answer questions (a) to (f).

Figure 13 LIST OF NON COMMUNICABLE AND COMUNICABLE DISEASES



Sources: [www.deathcausesglobal.com](http://www.deathcausesglobal.com)

a) From the information given in Figure 13, name TWO communicable (infectious) diseases and TWO non-communicable (lifestyle) diseases.

Two **communicable** diseases:

---

(1 mark)

Two **non-communicable** diseases:

---

(1 mark)

b) Suggest ONE reason why heart disease has top the list in 2013 compared to 1990?

---

---

(1 mark)

c) Using the information from Figure 13 on page 22, make a generalisation to compare the ranking of disease in 1990 and in 2013.

---

---

---

(2 marks)

d) Suggest ONE factor that could explain the high incidence of communicable disease in low income countries.

---

---

(1 mark)

e) From the information given in Figure13 on page 22, what are some of the identified changes to lifestyle that leads to the dramatic increase of NDCs?

---

---

---

---

---

(2 marks)

f) Suggest ONE way in which primary health care could help people to avoid the situations shown in the article in Figure 13 on page 22.

---

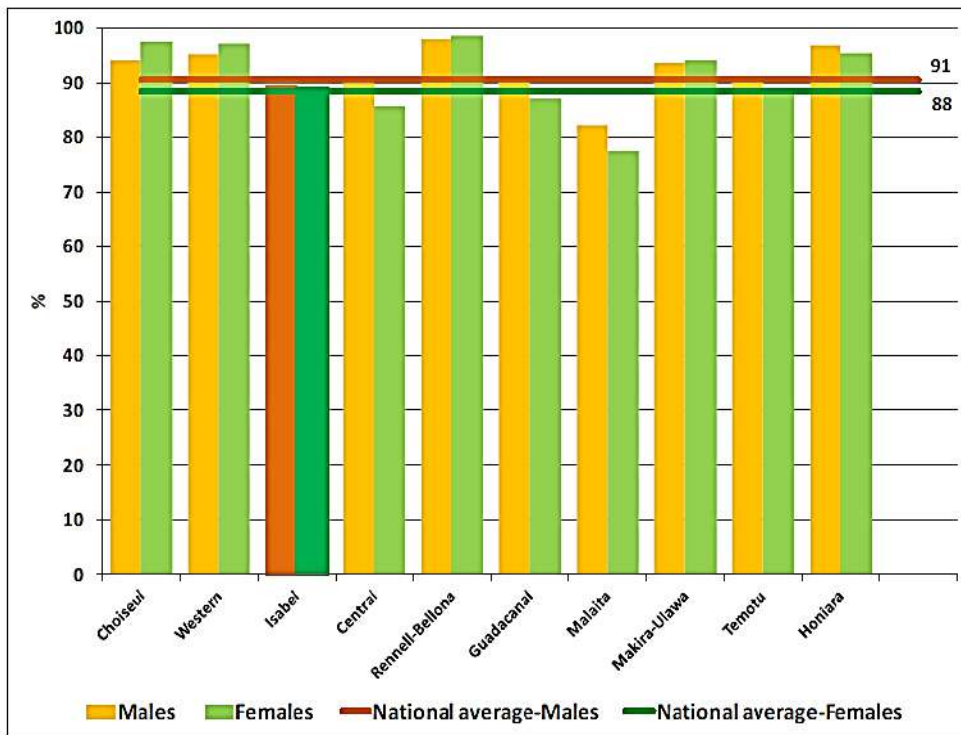
---

(1 mark)



**Study Figure 14 below to answer questions (j) and (k).**

**Figure 14: Literacy rate of the population aged 15-24 years by sex and ratio and province (%)  
Solomon Islands: 2009**



*Sources: Statistics office, Ministry of Finance and Treasury, Solomon Islands Government*

j) From the graph (figure 14) above, name two provinces with contrasting trends.

Name of Province 1: \_\_\_\_\_

Name of Province 2: \_\_\_\_\_

(1 mark)

k) Identify two factors that contribute to the low female literacy rate for Malaita?

i) \_\_\_\_\_  
\_\_\_\_\_

ii) \_\_\_\_\_  
\_\_\_\_\_

(2 marks)



**DEVELOPMENT STUDIES****2017**

Student Personal Identification Number

--	--	--	--	--	--

**FOR MARKER USE ONLY**

Question Number	Exam Marks	Check Marker
<b>1</b>	5	
<b>2</b>	5	
<b>3</b>	15	
<b>4</b>	15	
<b>5</b>	15	
<b>6</b>	15	
<b>7</b>	15	
<b>8</b>	15	
<b>TOTAL</b>	100	
<b>MARKERS INITIAL</b>		