

MARKER CODE



Student Personal Identification Number

Solomon Islands National Form Six Certificate 2018

DEVELOPMENT STUDIES QUESTION AND ANSWER BOOKLET

TUESDAY 6th NOVEMBER 2:00 PM

Time allowed: 3 Hours Plus 10 Minutes
Reading Time.

INSTRUCTIONS

1. There are THREE (3) sections to the paper.
2. This paper contains EIGHT (8) questions; 1-8. You should allocate your time as follows:

Reading Time **10 minutes**

QUESTION 1: WORLD MAP	10 minutes
QUESTION 2: CARTOON INTERPRETATION	10 minutes
QUESTION 3: WHAT IS DEVELOPMENT?	10 minutes
QUESTION 4: ECONOMIC DEVELOPMENT: PRIMARY PRODUCTION	25 minutes
QUESTION 5: ECONOMIC DEVELOPMENT: SECONDARY, TERTIARY AND QUATERNARY PRODUCTION	25 minutes 25 minutes
QUESTION 6: INTERNATIONAL AID	25 minutes
QUESTION 7: ENVIRONMENTAL SECURITY	25 minutes
QUESTION 8: SOCIAL ISSUES	25 minutes

3. You are encouraged to illustrate your answers with relevant maps and diagrams.
4. You will need an accurate ruler.
5. You may use a calculator and a circular protractor.
6. Answers must be written in the spaces provided in this booklet. Additional sheets of paper can be obtained from your supervisor if necessary. Insert these in the appropriate part of your booklet and stapled properly.
7. Write your **Student Personal Identification Number (SPIN)** in the space provided at the top of this page and on the fold-out flap at the back of this booklet.
8. Do NOT use correction fluid.
9. Mobile phones are NOT allowed in the Examination room.

Check that this booklet contains pages **2-24** in the correct order and that none of these pages are blank.

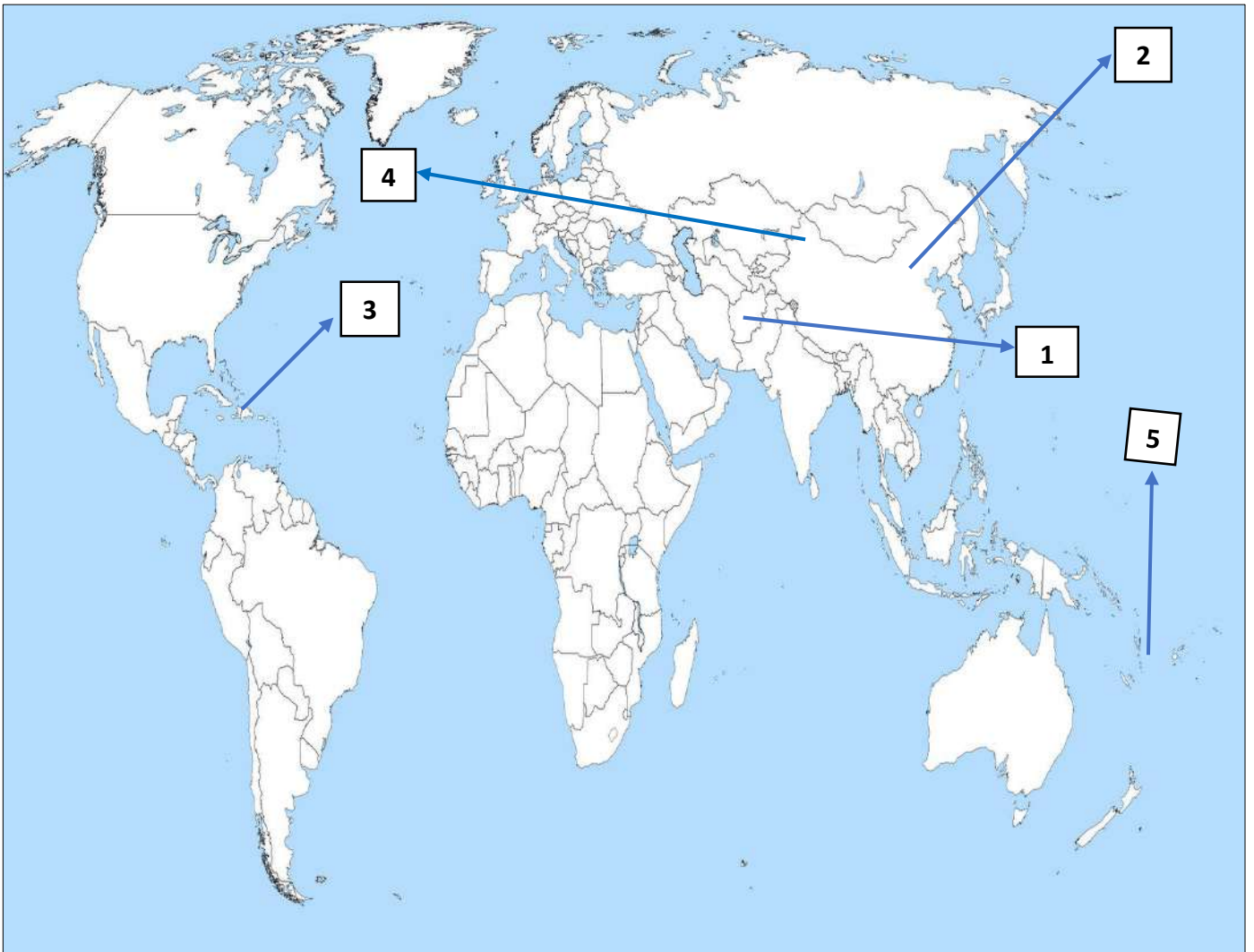
YOU MUST HAND THIS BOOKLET TO THE SUPERVISOR AT THE END OF THE EXAMINATION.

QUESTION 1: **WORLD MAP**

(5 MARKS)

Study Figure 1 and fill in your correct answers in the table below.

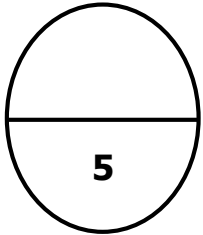
Figure 1: World Map



Five (5) countries are numbered 1 to 5 on the world map on page 2. Write the correct number and correct name of each country next to the correct description given in the table below.

Description	Country number	Country name
a. A former British Colony that attains its political independence in 1948 and one of the leading user of energy resources.		
b. A Caribbean country that receives large amounts of emergency aid in 2010.		
c. A major recipient of Military aid.		
d. An Asian country that see itself as the champion of the third world countries and the biggest contributor to greenhouse gases.		
e. The Second largest country in the Pacific Island Countries and is said to be the hub of Pacific Island Nations.		


Question 1:



QUESTION 2: CARTOON INTERPRETATION (5 MARKS)


Study the cartoons (Figures 2 and 3) to answer questions (a – d).

Figure 2



Guardian Weekly, 2010

Figure 3



Javad, Iran

- a) Give the name of the world wide problem indicated by Fig 2.

(1 mark)

- b) What form of environmental problem is indicated by the cartoon in Fig 3?

(1 mark)

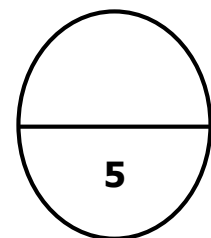
- c) Explain the **relationship** between the problem identified in fig 2 and the environmental degradation indicated in fig 3.

(2 marks)

- d) Suggest ONE (1) possible worldwide consequence of the degradation shown in the cartoon in Fig 3.

(1 mark)

Question 2:



QUESTION 3: WHAT IS DEVELOPMENT? (15 MARKS)

Study 2015 development index statistical in (Table 1) to answer questions (a - d) below.

Table 1.

Indicators	A Total Population (millions)	B Under 5 Mortality rate (per 1000 people)	C GDP per Capita (US \$)	D Life Expectancy at Birth (years)	E % of Government Budget spent on Education	F Adult literacy rate (%)
Countries	2010	2008				
PNG	6	65	770	57	22	58
Germany	82	4	36,620	79	1	98
Vanuatu	0.3	38	970	71	26	59
Bangladesh	164	61	480	64	17	54
Mexico	111	35	7,870	76	25	92
Singapore	4	3	29,320	80	6	94
Liberia	4	133	140	45	11	56

World Population Data sheet, Population Reference Bureau, One World Almanac 2010, New Internationalist.

- a) In the table below, write the code letters of the indicators (A – F) that measures the different types of development.

Economic	Educational	Social and Demography

(3 marks)

- b) Name the Country with the BEST health care and give statistical evidence to support your answer.

(i) Name of the Country: _____ (1 mark)

(ii) Evidence: _____

(1 mark)

c) Define what **inequalities in development** and illustrate your answer with statistics in table 1 above.

(i) Inequalities in development: _____


(1 mark)

(ii) Example: _____

(1 mark)

d) In the space below, construct an appropriate graph to show the data on percentage (%) of Government budget spent on Education (Indicator E) in the table 1 above.

Fully label your graph and provide suitable title.



(3 marks)

e) Write in this box the formula for calculating GNP per capita

(1 mark)

f) Explain the difference between GNP and GDP.

(2 marks)

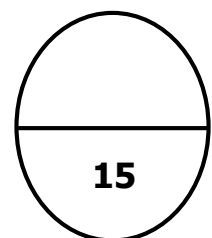
g) State ONE (1) **limitation** of using GDP per Capita as the Principal indicator of development.

(1 mark)

h) Give ONE (1) reason how World Trade Organisation (WTO) influence the pattern of world trade.


(1 mark)

Question 3:



QUESTION 4: ECONOMIC DEVELOPMENT – PRIMARY PRODUCTION (15 MARKS)

a) In the box below, draw a flow chart diagram to show an actual example of a subsistence agricultural system from your own island or village or from a case study you have learnt. Specify the main inputs and outputs.



(4 marks)

b) Define **Economic Development**.

(1 mark)

- c) Study the TWO (2) illustrations below of an extractive industries to answer the following questions (i and ii).

Figure 4



Figure 5



Sources: industrypacificislands.com www.logging.solomonislands.com

- i) Name of the type of Industry in the TWO (2) photographs.

_____ (1 mark)

- ii) Give TWO (2) ways in which the type of industry in (i) above can contribute to the national economy?

(a) _____

(1 mark)

(b) _____

(1 mark)

(d) Food security has become one major threat facing lives of developing countries like Solomon Islands.

i. Define the term food security;

(1 Mark)

ii. List down THREE (3) **factors** that affect sustainable production of food in our communities;

(a) _____

(b) _____

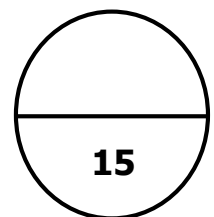
(c) _____

(3 Marks)

iii. Discuss ONE (1) ways in which we can address the issue of food security in our communities.

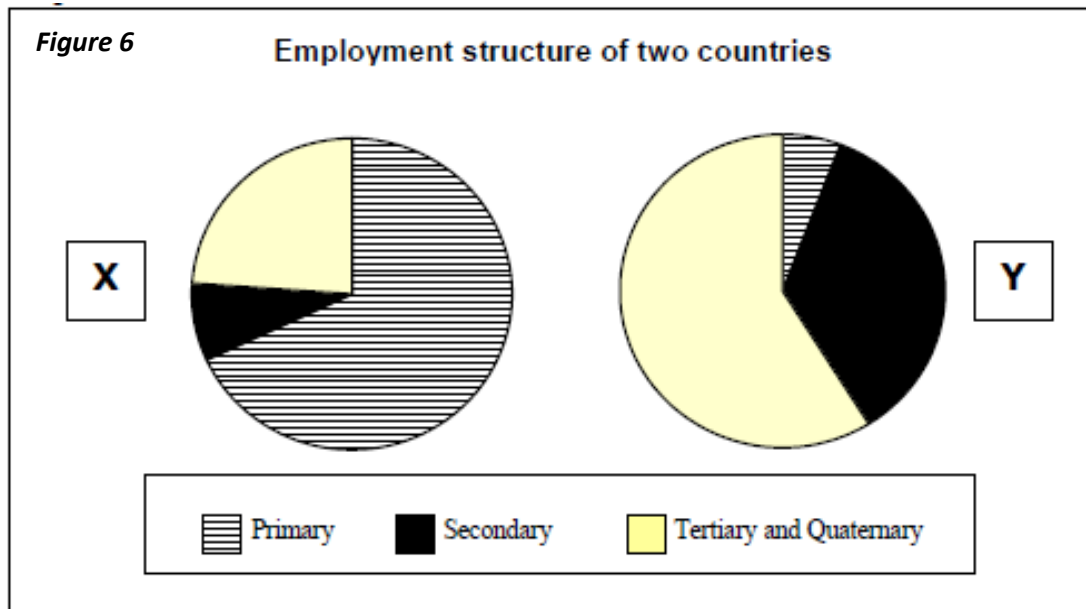
(3 marks)

Question 4:



QUESTION 5: ECONOMIC DEVELOPMENT- SECONDARY, TERTIARY AND QUATERNARY PRODUCTION (15 MARKS)

In figure 6 below, study the graphs which show the employment structure for X and Y countries and answer questions (a – d).



a) Estimate the proportion of workforce Y employed in the Service Sector.

_____ % (1 mark)

b) Which pie chart represent an under developing country?

_____ (1 mark)

c) When a country becomes industrialized, what change occurs in the percentage of people working in secondary and tertiary employment?

_____ (1 mark)

d) State TWO (2) reasons why the **employment structure** of an Industrialised country is different to that of a developing country.

(i) _____

(1 mark)

(ii) _____

(1 mark)

USING YOUR OWN KNOWLEDGE TO ANSWER QUESTIONS (e, f and g) BELOW.

e) Explain why International trade can be considered a form of neo-colonialism

(2 marks)

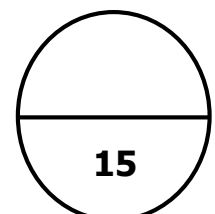
f) Describe how colonialism is different from Neo-colonialism

(2 marks)

g) Discuss TWO (2) ways in which women and children in the workforce are exploited.

(6 marks)

Question 5:

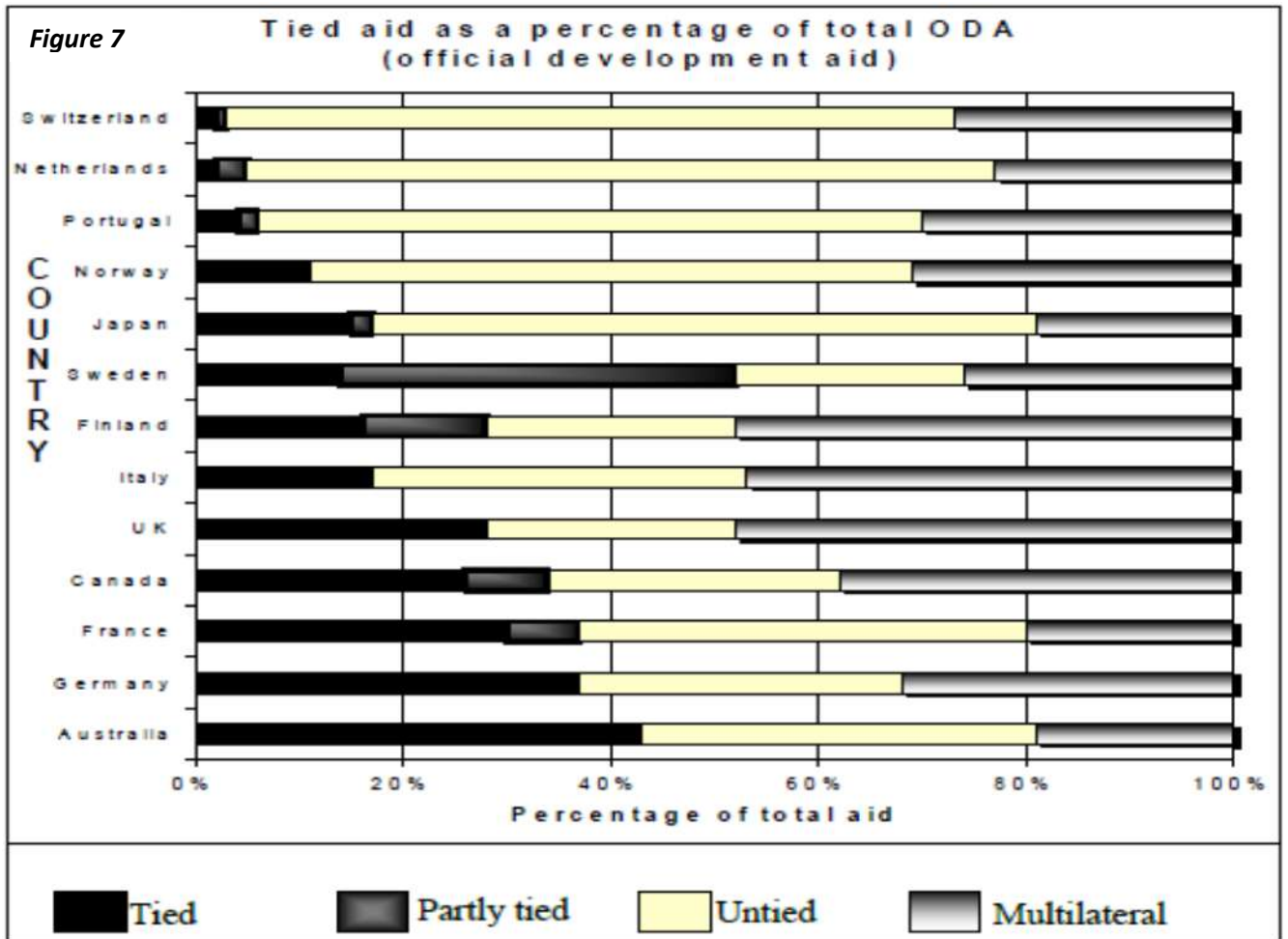


QUESTION 6:

INTERNATIONAL AID

(15 MARKS)

Study Fig 7, which shows tied aid from a number of donor nations, and answer questions (a - d) below.



a) Give the definition for **Tied Aid**.

(1 mark)

b) Which donor country give the **highest** Percentage (%) of their Official Development Aid (ODA) as Multilateral aid?

(1 mark)

c) Estimate the percentage (%) of Australia’s total Official Development Aid (ODA) that is given as bilateral aid.

_____ (1 mark)

d) Give TWO (2) disadvantages of **Tied Aid** for the recipient country.

(i) _____
_____ (1 mark)

(ii) _____
_____ (1 mark)

e) State ONE (1) difference between bilateral and multilateral aid.

(1 mark)

i. Give example of bilateral and multilateral aid from any Pacific Island country, each example must indicate the donor and recipient.

(a) Bilateral aid:

(1 mark)

(b) Multilateral aid:

(1 mark)

Study Table 2 and answer questions (f - i) below.

Table 2: Foreign aid to selected Pacific island nations.

Country	Population 2009	Foreign aid inflow 2004 \$ million	Foreign Aid as % of GDP	Major aid donors in 2004
Fiji	844,000	63	3	Australia, Japan
Samoa	183,000	30	8	Japan, Australia
Solomon Islands	550,000	122	42	Australia, NZ, Japan
Tonga	103,000	19	8	Australia, NZ

- f) Using information from the table above, give the name of the country that is **most dependent** on Foreign aid and suggest ONE (1) reason why is it so.

Country _____ (1 mark)

Reason _____

_____ (1 mark)

- g) Explain ONE (1) reason why an international aid donor gives aid and give a specific example.

(2 marks)

h) Should Solomon Islands continue to receive foreign aid? Give TWO (2) arguments to support your answer.

Opinion: _____ (1 mark)

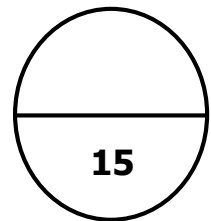
Arguments to support your answer.

1. _____

2. _____

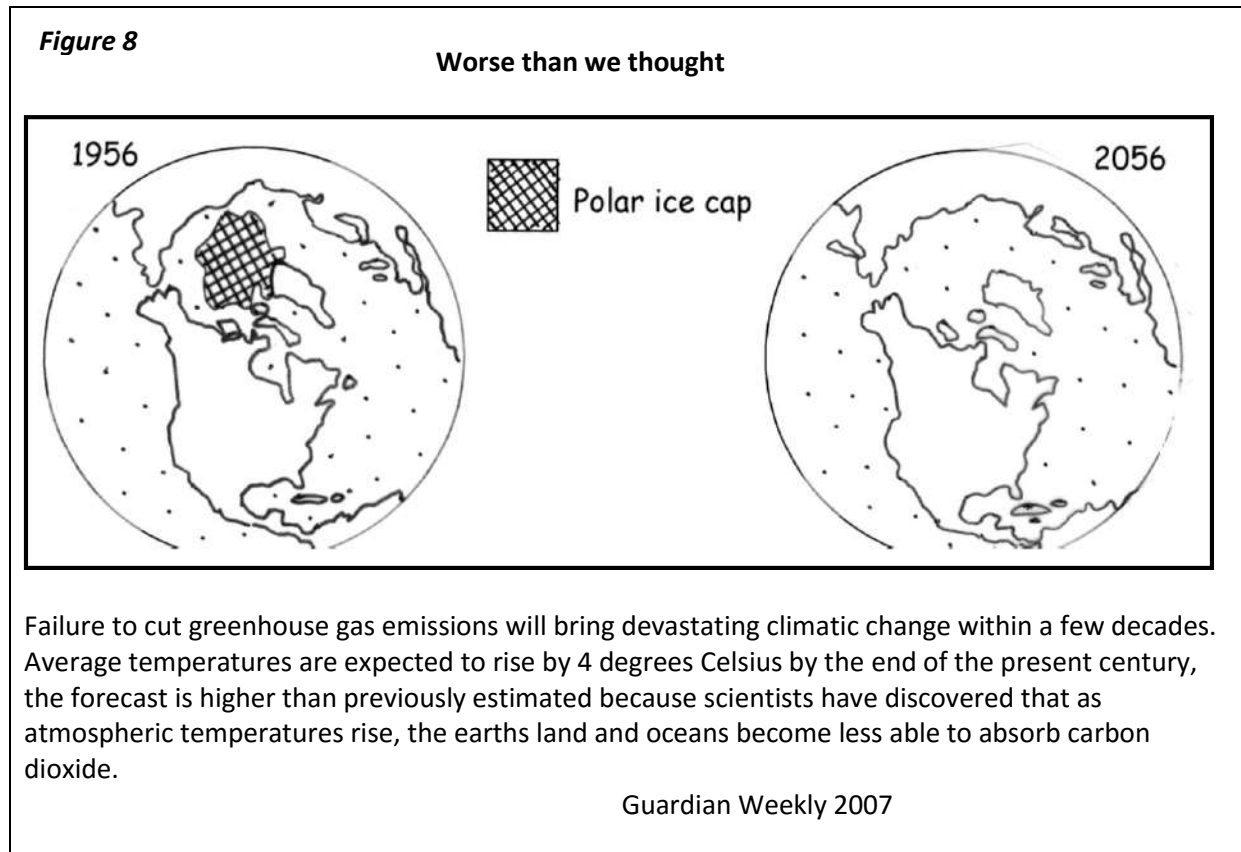
(2 marks)

Question 6:



QUESTION 7: ENVIRONMENTAL SECURITY (15 MARKS)

Study Figure 8 to answer questions (a – e) below.



a) Define **environmental degradation**.

(1 mark)

b) What form of environmental degradation is described in the above article?

(1 mark)

c) What is a consequence of the type of environmental degradation as shown by the two maps?

(1 mark)

d) Suggest TWO (2) possible worldwide consequences of the environmental impact shown in the illustrations.

i) _____

(1 mark)

(ii) _____

(1 mark)

e) Identify ONE (1) other form of environmental degradation that is having extensive effects in the Solomon Islands and state TWO (2) of its consequences.

(i) Other form of environmental degradation

(1 mark)

(ii) Consequences

(2 marks)

From your own knowledge, answer questions (f - h) below.

f) Define **sustainable development**.

(1 mark)

g) Explain why **Sustainable development** is important.

(2 marks)

h) State ONE (1) way in which sustainable development can be carried out and evaluate its usefulness to people in the Pacific Islands.

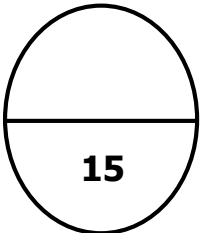
(i) One way: _____

(1 mark)

(ii) Evaluate: _____

(3 marks)

Question 7:

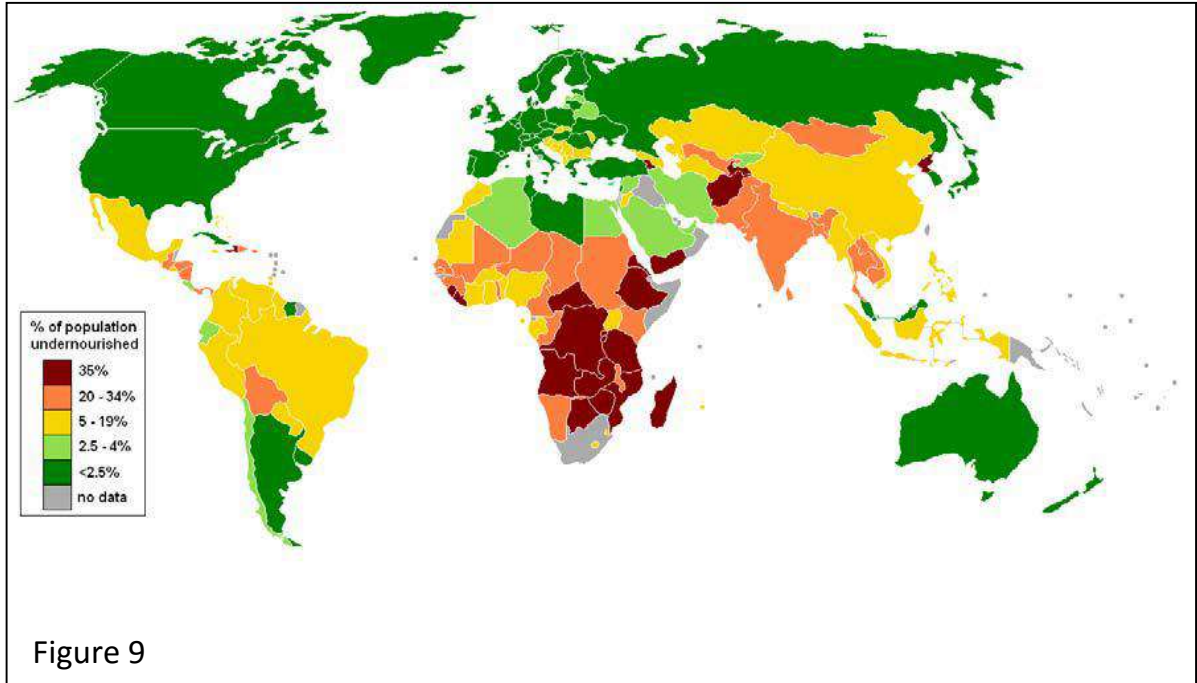


QUESTION 8: SOCIAL ISSUES

(15 MARKS)

Study the Map (Figure 10) and answer questions (a - d) below.

Figure 9: World map of undernourishment.



Sources: Wikipedia 25/08/2018

a) What is meant by **Undernourishment**?

(1 mark)

b) What is the relationship between **undernourishment** and **good health**?

(1 mark)

c) From Figure 9, what **percentage** (%) of United States of America is undernourished?

(1 mark)

- d) Using the information from Fig 9, make a generalisation about the world's distribution of undernourished people.

(2 marks)

Study the data on world illiteracy and answer questions (e - g) below.

Table 3: Illiteracy in the World.

Illiteracy in the world		
Males aged 15 and over	180 million	31%
Females aged 15 and over	400 million	69%
Total adults aged 15 and over	580 million	100%

UNESCO 2011

- e) Define **illiteracy**.

(1 mark)

- f) Suggest TWO (2) reasons why there are more **illiterate women** than men in the world.

(i) _____

(1 mark)

(ii) _____

(1 mark)

g) State ONE (1) difference between formal and informal education with an example.

(2 marks)

h) Why do you think everyone should be given the opportunity to receive an education?

(1 mark)

i) **Write a few paragraphs to answer both parts i and ii.**

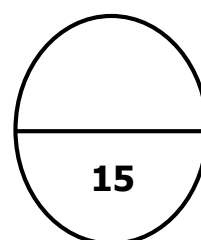
i) Define **Primary Health Care**.

(1 mark)

ii) Evaluate the **Importance** of Primary Health Care to the islands and villages of Solomon Islands.

(3 marks)

Question 8:



**DEVELOPMENT
STUDIES
2018**

Student Personal Identification Number

--	--	--	--	--	--	--	--	--	--

FOR MARKER USE ONLY

Question Number	Exam Marks	MARKER	SCRIPT CHECKER
1	5		
2	5		
3	15		
4	15		
5	15		
6	15		
7	15		
8	15		
TOTAL	100		
Marker / Checker Initials			